

# SURVEY: DOCTORAL STUDENTS

## SURVEY TECHNICAL INFORMATION

**Type of research:** Structured self-administered online questionnaire (LimeSurvey).

**Field of work:** From Monday, January 21 until February 3, 2019.

**Validation of the questionnaire:** Pre-test through the members of the working teams of the SEA-EU candidacy

**Promotion of engagement:** Through email, distribution lists and electronic bulletin board.

**Population surveyed:** 16.019.-

**Number of complete answers:** 334.-

**Participation Percentage:** 2.09%. -

**Sample error:** 5,31% (95% trust level).

**Field of work, tabulation and analysis:** Rector's Delegation for Strategic Development.  
University of Cádiz.

### Distribution by universities:

University of Cádiz, Spain: 152 (45,51%)

University of Western Brittany, France: 88 (26,35%)


University of Kiel, Germany: 41 (12,28%)

University of Gdansk, Poland: 4 (1,20%)

University of Split, Croatia: 31 (9,28%)

University of Malta, Malta: 18 (5,39%)

## Executive summary.



**About the Survey.** 334 students have participated in the survey, mainly from the 25 to 34 age group (57%) and from the 35 to 44 age group (20%), with a slightly higher participation by women (55%). The Universities of Cadiz (46%) and Western Brittany (26%) are those that obtained a greater response from this group.



### About the language level of students from the Consortium.

The data on the language level of doctoral students indicates that in 49% of cases, the language level expressed comes from self-assessment, while in 30% of cases, it comes from recognized accreditation systems.


Taking into account this factor, it can be confirmed that English is the most-used language (72% of the sample falling in a range between B1-C1 level). Far behind comes French with 16% in this range of language qualification and Spanish with 11%. 22% of the participants have a C1 level of English.



**About doctoral mobility.** Only 23% of the doctoral students who responded to the survey have followed a mobility programme and, of these, 60% of cases have been for research activities, while the remaining 40% have followed mobility programmes for their training.

The programmes they have participated in are Erasmus or those of the university itself, 36% in both cases. There are basically three reasons for deciding to follow a mobility programme and they are, in this order: *To carry out a doctoral research stay* (56%), *To attend specialized/training courses* (35%) and *To expand my curriculum vitae* (29%). As

for the most appropriate duration, there is a certain difference between the two types of mobility programmes. Thus, while for research stays a duration of between 1 and 3 months is considered more appropriate by 68% and of +3 months by 23%; for those who carry out mobility for training purposes, the two periods mentioned above are valued at 39% each, and also, a 1 week-to-1-month period is considered appropriate in 19% of cases. As for the chosen destination, it should be noted that the University of Cadiz with 13% and the University of Western Brittany with 5% are the most popular destinations within the Consortium. Outside of it, Italy, with 14% and Canada and the United Kingdom, with 7% each, are the most popular countries. Whichever country is chosen for the stay, respondents clearly show two reasons for their choice: *The host institution is academically prestigious* (51%), *There were relationships/agreements in place with the host institution* (44%) and *My supervisor recommended it* (37%).



**Problems with the mobility programme.** Problems with the mobility programme are not perceived as excessive by respondents. 21% of those who followed a mobility programme had a problem before their stay and 15% had problems during the stay. Only 5 students indicate problems once the stay is completed (6%). In the case of those who had a problem before their stay, these problems can be summarized in three, in order of importance: *Administrative procedures with my own institution* (47%), *Insufficient information about my stay and accommodation* (41%) and *Insufficient travel resources* (29%). In addition, those who had problems during their stay coincide in two main areas: *Accommodation* (50%) and *Limited financial resources* (42%).



**Evaluation and benefits of the mobility programme.** Those 23% of respondents who followed a mobility programme were very satisfied (50%) or quite satisfied (31%) with the experience, leaving only 6% very dissatisfied. This magnificent assessment is mostly related to *Research and academic benefits* (55%), although *The possibility of obtaining a European/international doctorate* (19%), *Personal development* (13%) and *Experiencing another country/ Language* (10%) are all also highly valued.



**Barriers to participating in a mobility programme during doctorate studies.** As for the reasons argued by doctoral students for not participating in mobility programmes, we can find *Financial reasons* (38%), *Family/personal commitments* (36%) and *Deadlines* (30%) as the most frequent. Finally, approximately the 77% of people who have not participated in mobility programmes express an interest in doing so if the above-mentioned obstacles did not exist. About 4% of people are not interested in following mobility programmes at all.

# SURVEY: DOCTORAL STUDENTS

## European University of the Seas "SEA-EU"



The objective of this survey is to assess the aspects of training and research mobility among doctoral students. This survey aims to contribute towards improving the mobility process and reducing potential barriers to the process. In this context, the term 'mobility' refers to the action of crossing national borders for research activities and/or traineeship abroad.

There are 23 questions in this survey

### Section 1

**1 [1.01]1. Age \***

Please choose only one of the following:

- 18 – 24
- 25 – 34
- 35 – 44
- 45 – 54
- 55+

**2 [1.02]2. Gender \***

Please choose only one of the following:

- Male
- Female
- Diverse

**3 [1.03]3. University you are affiliated to \***

Please choose only one of the following:

- University of Split, Croatia
- University of Western Brittany, France
- University of Kiel, Germany
- University of Malta, Malta
- University of Gdańsk, Poland
- University of Cádiz, Spain

**4 [1.04]4. Indicate your language level for each foreign language you study (or studied) based on the Common European Framework of Reference for Languages (CEFR)**

Please choose the appropriate response for each item:

	A1	A2	B1	B2	C1	C2
English	<input type="radio"/>	<input type="radio"/>	<input type="radio"/>	<input type="radio"/>	<input type="radio"/>	<input type="radio"/>
Spanish	<input type="radio"/>	<input type="radio"/>	<input type="radio"/>	<input type="radio"/>	<input type="radio"/>	<input type="radio"/>
French	<input type="radio"/>	<input type="radio"/>	<input type="radio"/>	<input type="radio"/>	<input type="radio"/>	<input type="radio"/>
German	<input type="radio"/>	<input type="radio"/>	<input type="radio"/>	<input type="radio"/>	<input type="radio"/>	<input type="radio"/>
Polish	<input type="radio"/>	<input type="radio"/>	<input type="radio"/>	<input type="radio"/>	<input type="radio"/>	<input type="radio"/>
Croatian	<input type="radio"/>	<input type="radio"/>	<input type="radio"/>	<input type="radio"/>	<input type="radio"/>	<input type="radio"/>
Other	<input type="radio"/>	<input type="radio"/>	<input type="radio"/>	<input type="radio"/>	<input type="radio"/>	<input type="radio"/>

Please circle as many applicable options

**5 [1.05]5. How did you assess your CEFR level(s) selected in Q4? \***

Please choose only one of the following:

- Self-assessment
- Online Linguistics Support (OLS)
- TOEFL
- Cambridge English Qualification (FCE, CAE, CPE)
- IELTS
- Other

## Section 2

### 6 [1.06]6. Have you participated in international mobility programmes? \*

Please choose only one of the following:

- Yes
- No

### 7 [1.07]7. What kind of mobility programme did you participate in? \*

Only answer this question if the following conditions are met:

° Answer was Y'Yes' at question '6 [1.06]' (6. Have you participated in international mobility programmes?)

Please choose only one of the following:

- Research
- Training

### 8 [1.08]8. Why did you participate in a mobility programme? \*

Only answer this question if the following conditions are met:

° Answer was Y'Yes' at question '6 [1.06]' (6. Have you participated in international mobility programmes?)

Please choose at most 3 answers:

- to carry out a doctoral research internship
- to learn a technique/procedure performed at the host institution
- to have access to bibliographic/academic resources
- to attend specialised/training courses
- to enhance my CV
- to obtain a European/International doctorate
- to broaden my options of employment in my home country/abroad
- Other:

**9 [1.09]9. What is the most appropriate duration for your research mobility programme? \***

Only answer this question if the following conditions are met:

° Answer was Y'Yes' at question '6 [1.06]' (6. Have you participated in international mobility programmes?)

Please choose only one of the following:

- up to 1 week
- 1 week – 1 month
- 1 month – 3 months
- 3+ months

**10 [1.10]10. What is the most appropriate duration for your training mobility programme? \***

Only answer this question if the following conditions are met:

° Answer was Y'Yes' at question '6 [1.06]' (6. Have you participated in international mobility programmes?)

Please choose only one of the following:

- up to 1 week
- 1 week – 1 month
- 1 month – 3 months
- 3+ months

**11 [1.11]11. What kind of mobility programme did you participate in? \***

Only answer this question if the following conditions are met:

° Answer was Y'Yes' at question '6 [1.06]' (6. Have you participated in international mobility programmes?)

Please choose only one of the following:

- Erasmus
- Home University
- Regional
- National
- Other

**12 [1.12]12. In which institution did you carry out your mobility programme? \***

Only answer this question if the following conditions are met:

° Answer was Y'Yes' at question '6 [1.06]' (6. Have you participated in international mobility programmes?)

Please choose only one of the following:

- University of Split, Croatia
- University of Western Brittany, France
- University of Kiel, Germany
- University of Malta, Malta
- University of Gdańsk, Poland
- University of Cádiz, Spain
- Other

**13 [1.13]13. Why did you choose the institution you indicated in Q12 for your mobility programme? \***

Only answer this question if the following conditions are met:

° Answer was Y'Yes' at question '6 [1.06]' (6. Have you participated in international mobility programmes?)

Please choose at most 3 answers:

- The host institution is academically prestigious
- There were existing relationships/agreements with the host institution
- My peers recommended it to me
- I wanted to improve my language skills
- I liked that country
- I have family and/or friends in that country
- My supervisor recommended it to me



**14 [1.14]14. Did you encounter challenges before your mobility visit? \***

Only answer this question if the following conditions are met:

° Answer was Y'Yes' at question '6 [1.06]' (6. Have you participated in international mobility programmes?)

Please choose only one of the following:

- Yes
- No

**15 [1.15]15. Indicate the challenges you encountered before your mobility visit? \***

Only answer this question if the following conditions are met:

° Answer was Y'Yes' at question '6 [1.06]' (6. Have you participated in international mobility programmes?) *and* Answer was Y'Yes' at question '14 [1.14]' (14. Did you encounter challenges before your mobility visit?)

Please choose at most 3 answers:

- Administrative procedures with my home institution
- Administrative procedures with the funding agency
- Administrative procedures with the host institution
- Insufficient funds to travel
- Insufficient information about my stay and accommodation
- Poor communication from the host institution
- Other:

**16 [1.16]16. Did you encounter challenges during your mobility visit? \***

Only answer this question if the following conditions are met:

° Answer was N'No' or 'Yes' at question '14 [1.14]' (14. Did you encounter challenges before your mobility visit?) *and* Answer was Y'No' or 'Yes' at question '14 [1.14]' (14. Did you encounter challenges before your mobility visit?)

Please choose only one of the following:

- Yes
- No

**17 [1.17]17. Indicate the challenges you encountered during your mobility visit \***

Only answer this question if the following conditions are met:

° Answer was Y'Yes' at question '16 [1.16]' (16. Did you encounter challenges during your mobility visit? )

Please choose at most 3 answers:

- Accommodation
- Language
- Limited finances
- Poor communication with the host institution
- Integration into the new environment
- Other:

**18 [1.18]18. Did you encounter challenges after your mobility visit? \***

Only answer this question if the following conditions are met:

° Answer was N'No' or 'Yes' at question '16 [1.16]' (16. Did you encounter challenges during your mobility visit? ) and Answer was Y'No' or 'Yes' at question '16 [1.16]' (16. Did you encounter challenges during your mobility visit? )

Please choose only one of the following:

- Yes
- No

**19 [1.19]19. Indicate the challenges you encountered after your mobility visit \***

Only answer this question if the following conditions are met:

° Answer was Y'Yes' at question '6 [1.06]' (6. Have you participated in international mobility programmes?) and Answer was Y'Yes' at question '18 [1.18]' (18. Did you encounter challenges after your mobility visit? )

Please choose at most 2 answers:

- No academic recognition of the mobility stay
- Inability to apply what was learned.
- Other:

**20 [1.20]20. On a scale of 1 to 5, rate your mobility experience \***

Only answer this question if the following conditions are met:

° Answer was N'No' or 'Yes' at question '18 [1.18]' (18. Did you encounter challenges after your mobility visit? ) and Answer was Y'No' or 'Yes' at question '18 [1.18]' (18. Did you encounter challenges after your mobility visit? )

Please choose only one of the following:

- (1) Very dissatisfied
- (2) Somewhat satisfied
- (3) Satisfied
- (4) Fairly satisfied
- (5) Very satisfied

**21 [1.21]21. Classify in order of importance, 1 being the most important and 7 being the least important, the most positive aspects of your mobility experience \***

Only answer this question if the following conditions are met:

° Answer was Y'Yes' at question '6 [1.06]' (6. Have you participated in international mobility programmes?) and Answer was N'Yes' or 'No' at question '14 [1.14]' (14. Did you encounter challenges before your mobility visit?) and Answer was Y'Yes' or 'No' at question '14 [1.14]' (14. Did you encounter challenges before your mobility visit?) and Answer was N'Yes' or 'No' at question '16 [1.16]' (16. Did you encounter challenges during your mobility visit? ) and Answer was Y'Yes' or 'No' at question '16 [1.16]' (16. Did you encounter challenges during your mobility visit? ) and Answer was N'Yes' or 'No' at question '18 [1.18]' (18. Did you encounter challenges after your mobility visit? ) and Answer was Y'Yes' or 'No' at question '18 [1.18]' (18. Did you encounter challenges after your mobility visit? )

Please number each box in order of preference from 1 to 7

- |                      |   |
|----------------------|---|
| <input type="text"/> | Research/academic benefits  |
| <input type="text"/> | Prospects of obtaining a European/International doctorate         |
| <input type="text"/> | Experiencing another country / language                           |
| <input type="text"/> | Strengthening personal contacts                                   |
| <input type="text"/> | Reinforcement of my European identity                             |
| <input type="text"/> | Personal development  |
| <input type="text"/> | Leisure and entertainment offered by the host institution/country |

**22 [1.22]22. If you have not participated in a mobility programme, indicate the reasons why \***

Only answer this question if the following conditions are met:

° Answer was N'No' at question '6 [1.06]' (6. Have you participated in international mobility programmes?)

Please choose at most 3 answers:

- Bureaucratic difficulties
- My supervisor does not recommend I apply for it
- Concerns about the quality of mobility experiences
- Financial reasons
- Time constraints
- Language issues
- Family/personal commitments
- I am not interested in participating
- Other:

**23 [1.23]23. If the above-mentioned obstacles were to be removed, would you participate in the Erasmus mobility? \***

Only answer this question if the following conditions are met:

° Answer was N'No' at question '6 [1.06]' (6. Have you participated in international mobility programmes?)

Please choose only one of the following:

- Yes
- No
- Not sure

**Thank you very much for your collaboration!**

**Please submit by 04.02.2019 – 00:00**

**Submit your survey.**

**Thank you for completing this survey.**

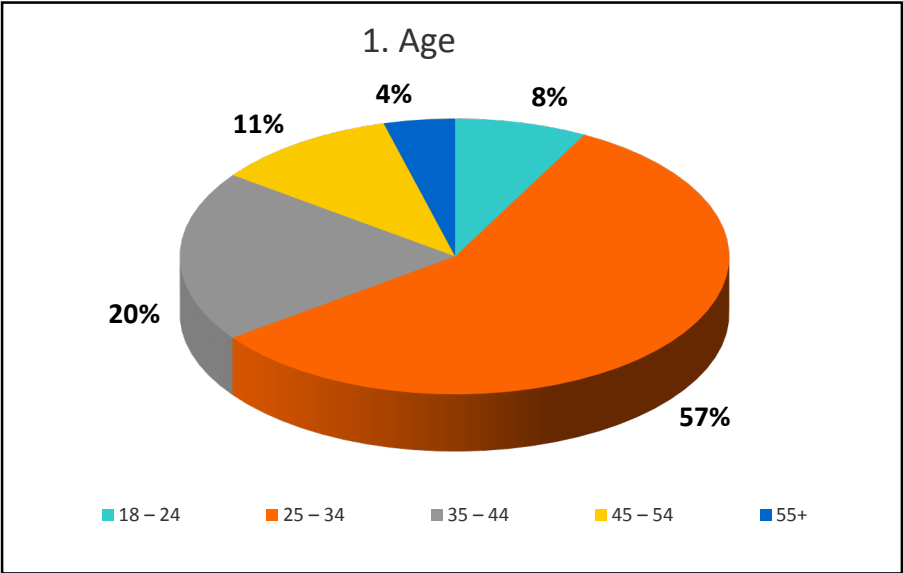
# **SURVEY: DOCTORAL STUDENTS.**

## **Full analysis.**

Number of records in this query:	334
Total records in survey:	334
Percentage of total:	100.00%

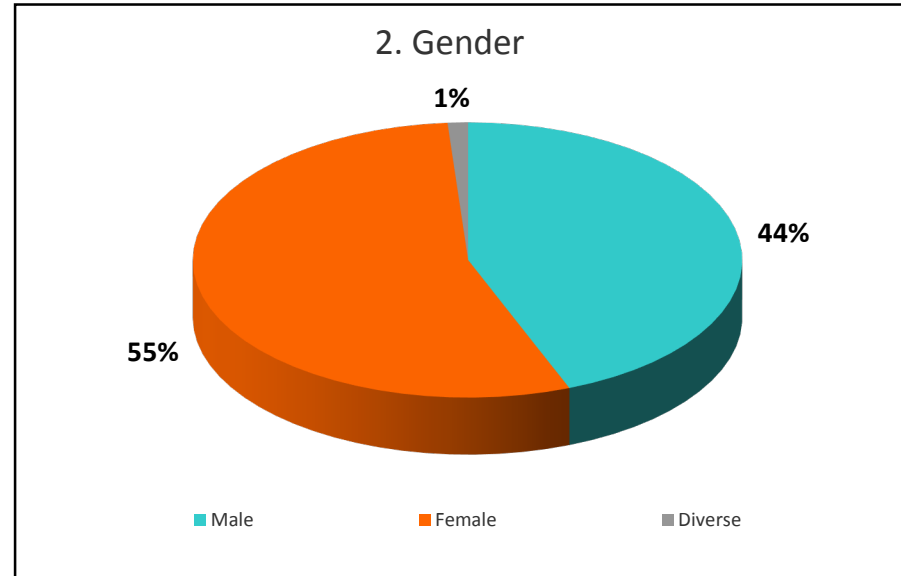
**1. Age**

Answer	Count	Percentage
18 – 24	26	7,78%
25 – 34	191	57,19%
35 – 44	67	20,06%
45 – 54	36	10,78%
55+	14	4,19%



## 2. Gender

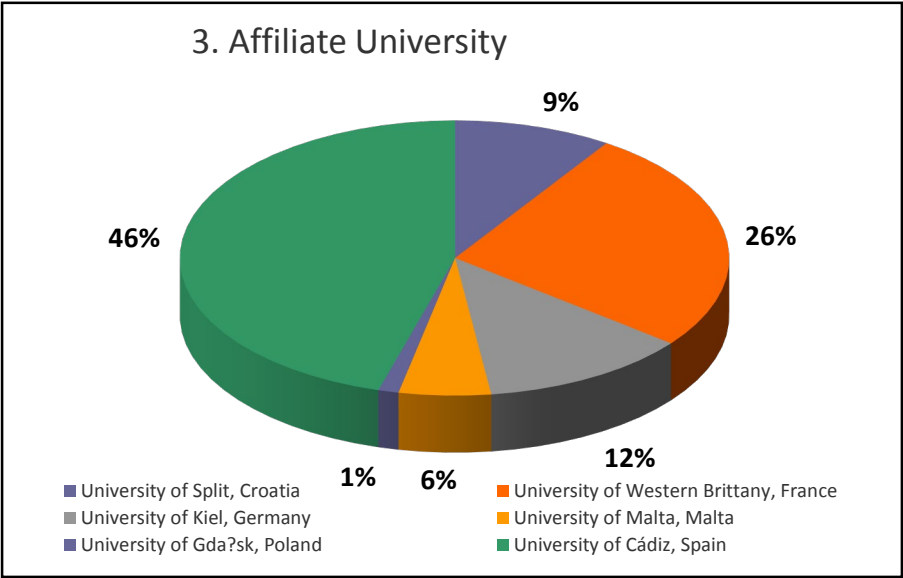
Answer	Count	Percentage
Male	147	44,01%
Female	183	54,79%
Diverse	4	1,20%





**3. University you are affiliated to**

Answer	Count	Percentage
University of Split, Croatia	31	9,28%
University of Western Brittany, France	88	26,35%
University of Kiel, Germany	41	12,28%
University of Malta, Malta	18	5,39%
University of Gda?sk, Poland	4	1,20%
University of Cádiz, Spain	152	45,51%



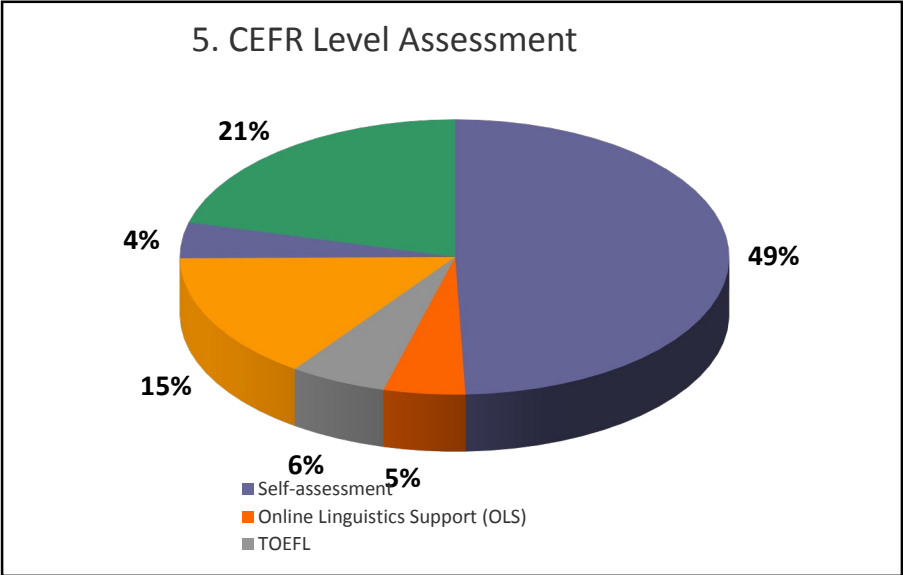
**4. Indicate your language level for each foreign language you study (or studied) based on the Common European Framework of Reference for Languages (CEFR)**

Answer	[English]	[English]	[Spanish]	[Spanish]	[French]	[French]	[German]	[German]	[Polish]	[Polish]	[Croatian]	[Croatian]
	Count	Percentage	Count	Percentage	Count	Percentage	Count	Percentage	Count	Percentage	Count	Percentage
A1	18	5,39%	31	9,28%	34	10,18%	22	6,59%	8	2,40%	8	2,40%
A2	20	5,99%	22	6,59%	19	5,69%	10	2,99%	1	0,30%	0	0,00%
B1	73	21,86%	16	4,79%	21	6,29%	10	2,99%	0	0,00%	0	0,00%
B2	91	27,25%	10	2,99%	15	4,49%	7	2,10%	0	0,00%	0	0,00%
C1	75	22,46%	11	3,29%	17	5,09%	3	0,90%	0	0,00%	0	0,00%
C2	42	12,57%	70	20,96%	45	13,47%	37	11,08%	3	0,90%	23	6,89%
No level	15	4,49%	174	52,10%	183	54,79%	245	73,35%	322	96,41%	303	90,72%

**5. How did you assess your CEFR level(s) selected in Q4?**

Answer	Count	Percentage
Self-assessment	165	49,40%
Online Linguistics Support (OLS)	16	4,79%
TOEFL	19	5,69%
Cambridge English Qualification (FCE, CAE, CPE)	50	14,97%
IELTS	14	4,19%
Other	70	20,96%

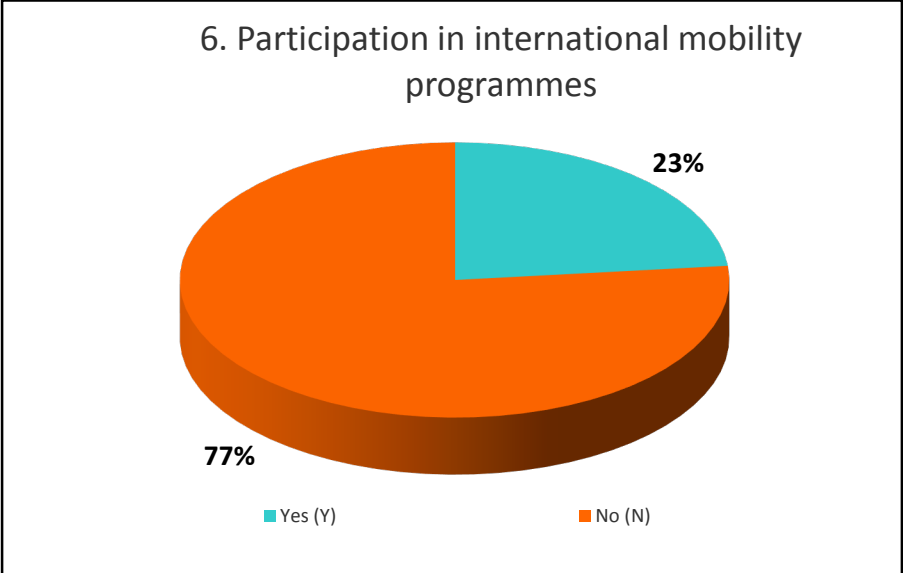
[Appendix 3.05](#)



**6. Have you participated in international mobility programmes?**

Answer  
Yes (Y)  
No (N)

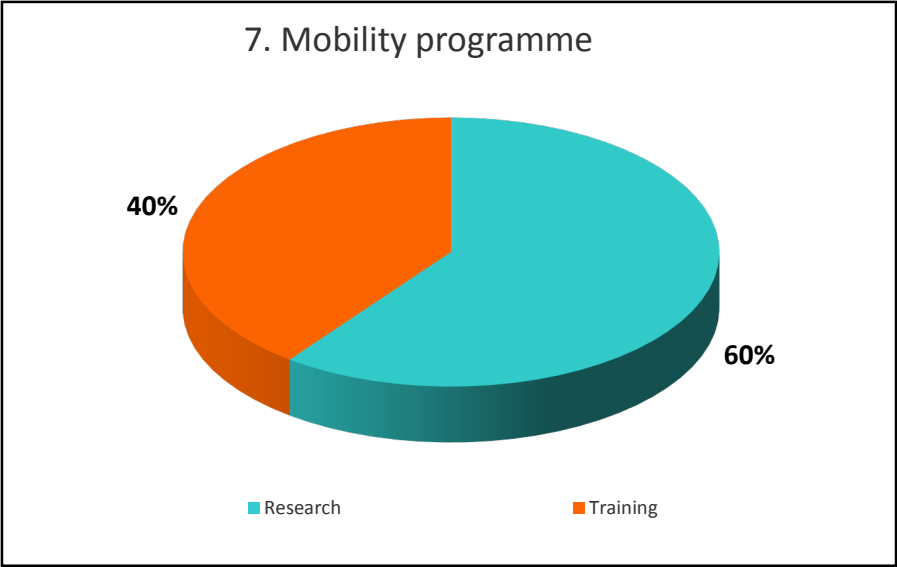
Count	Percentage
78	23,35%
256	76,65%



Only for "Yes " in Q6

7. What kind of mobility programme did you participate in?

Answer	Count	Percentage
Research	47	60,26%
Training	31	39,74%

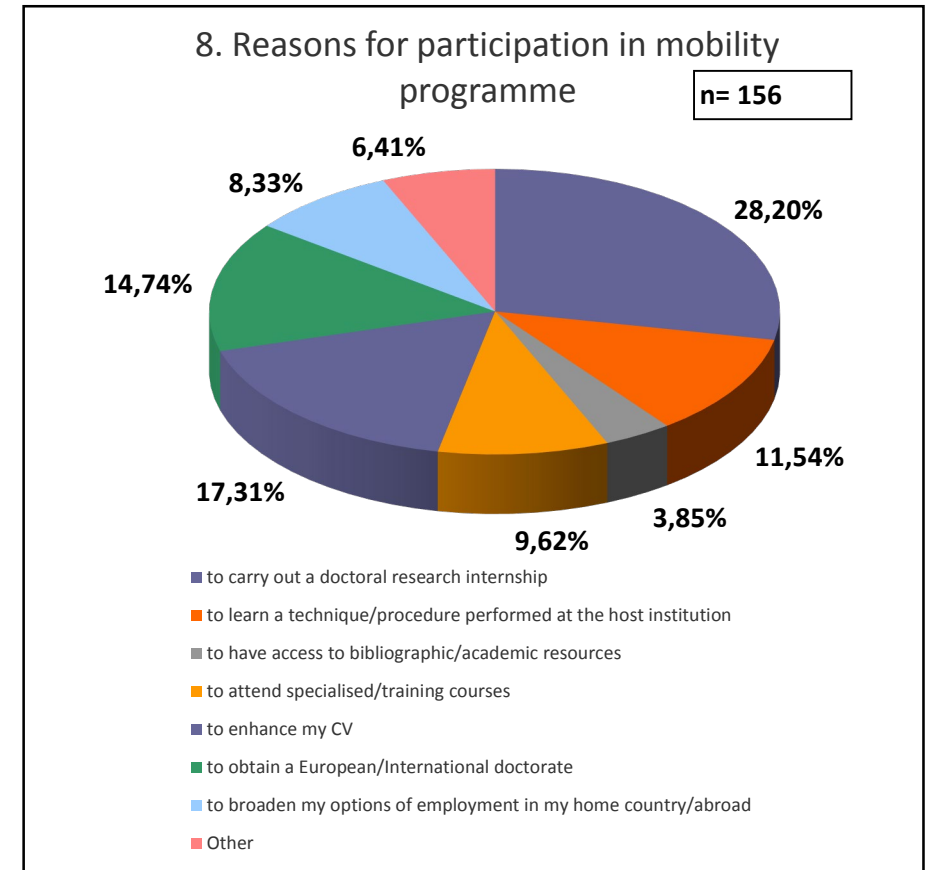


Only for "Yes " in Q6

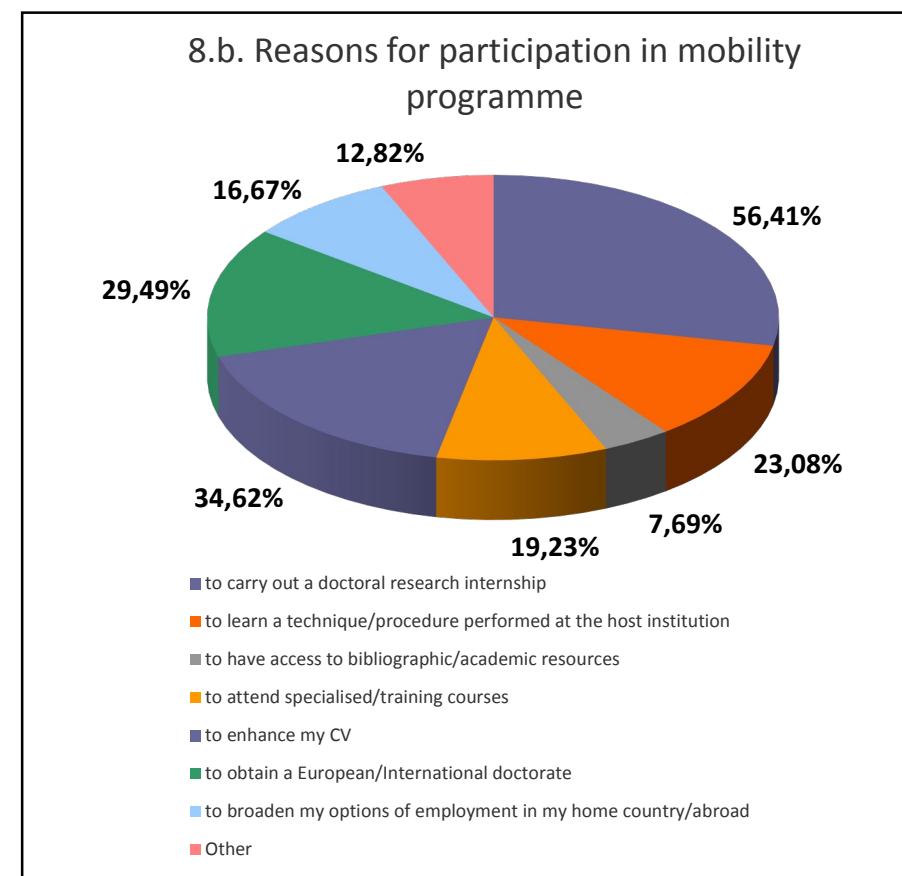
8. Why did you participate in a mobility programme?

Answer	Count	Percentage
to carry out a doctoral research internship	44	28,20%
to learn a technique/procedure performed at the host institution	18	11,54%
to have access to bibliographic/academic resources	6	3,85%
to attend specialised/training courses	15	9,62%
to enhance my CV	27	17,31%
to obtain a European/International doctorate	23	14,74%
to broaden my options of employment in my home country/abroad	13	8,33%
Other	10	6,41%

[Appendix 3.08](#)



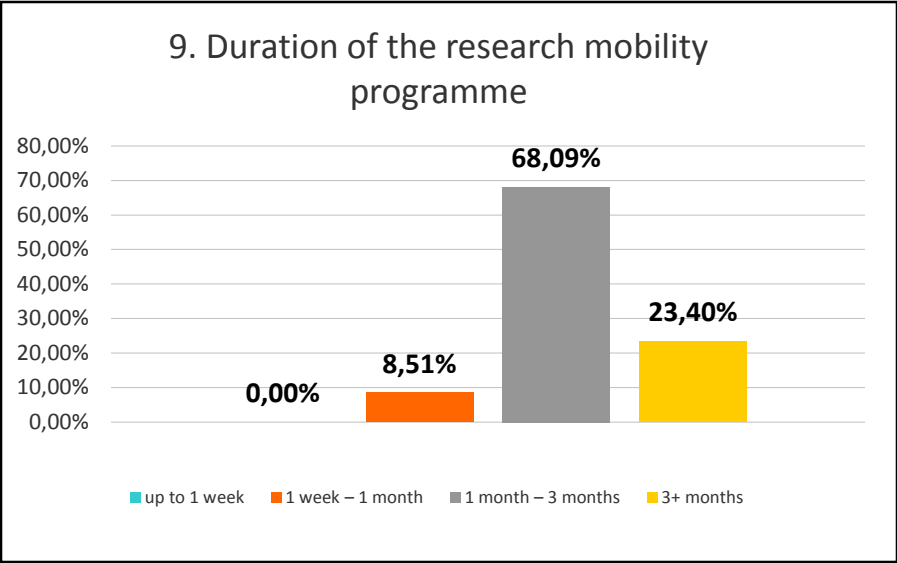
Answer	Count	Cases percentage
to carry out a doctoral research internship	44	56,41%
to learn a technique/procedure performed at the host institution	18	23,08%
to have access to bibliographic/academic resources	6	7,69%
to attend specialised/training courses	15	19,23%
to enhance my CV	27	34,62%
to obtain a European/International doctorate	23	29,49%
to broaden my options of employment in my home country/abroad	13	16,67%
Other	10	12,82%



Only for "Research " in Q7

9. What is the most appropriate duration for your research mobility programme?

Answer	Count	Percentage
up to 1 week	0	0,00%
1 week – 1 month	4	8,51%
1 month – 3 months	32	68,09%
3+ months	11	23,40%

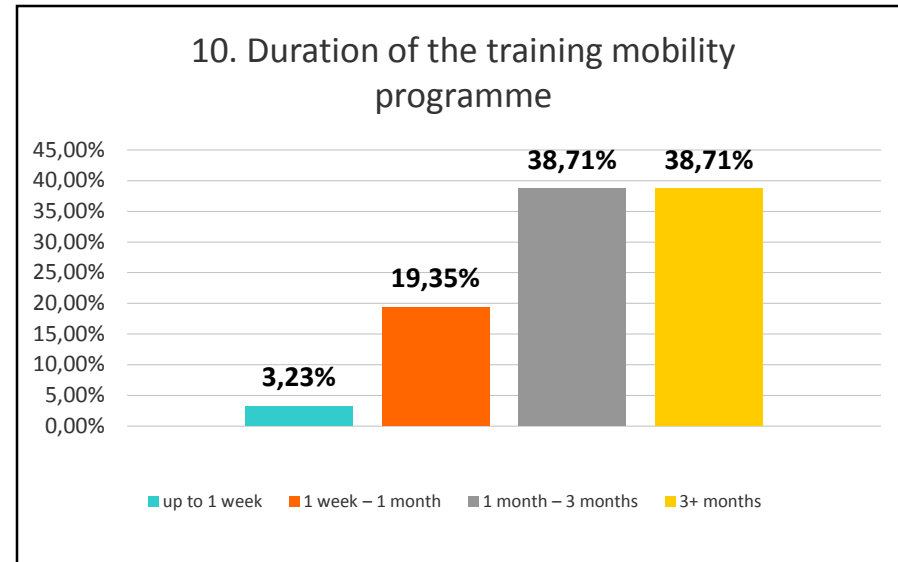




Only for "Training" in Q7

### 10. What is the most appropriate duration for your training mobility programme?

Answer	Count	Percentage
up to 1 week	1	3,23%
1 week – 1 month	6	19,35%
1 month – 3 months	12	38,71%
3+ months	12	38,71%

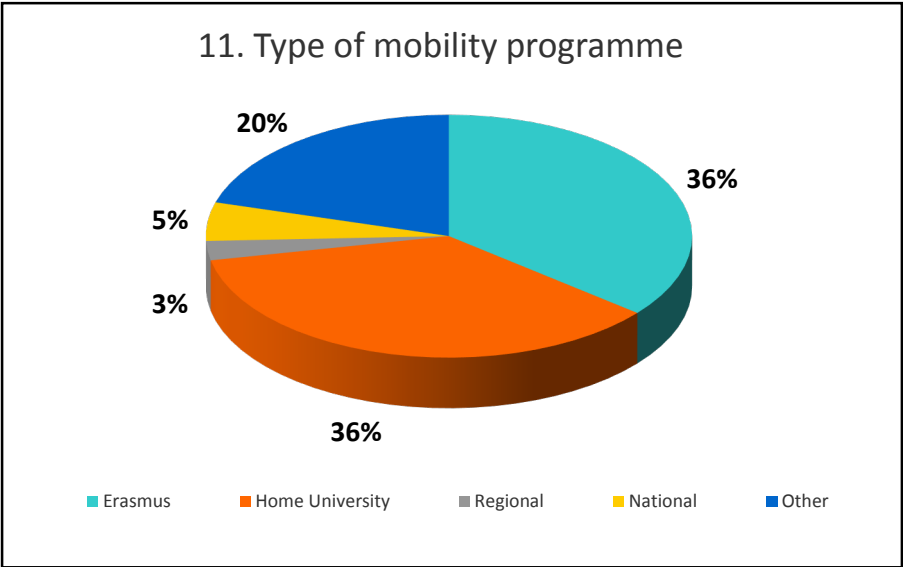


Only for "Yes " in Q6

11. What kind of mobility programme did you participate in?

Answer	Count	Percentage
Erasmus	28	35,90%
Home University	28	35,90%
Regional	2	2,56%
National	4	5,13%
Other	16	20,51%

[Appendix 3.11](#)

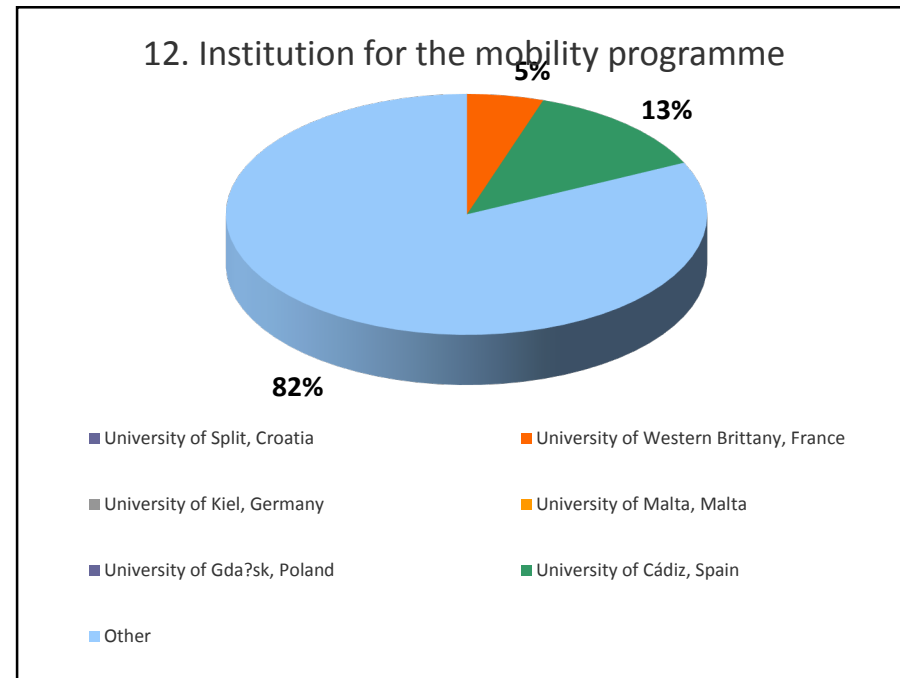


Only for "Yes " in Q6

## 12. In which institution did you carry out your mobility programme?

Answer	Count	Percentage
University of Split, Croatia	0	0,00%
University of Western Brittany, France	4	5,13%
University of Kiel, Germany	0	0,00%
University of Malta, Malta	0	0,00%
University of Gda?sk, Poland	0	0,00%
University of Cádiz, Spain	10	12,82%
Other	64	82,05%

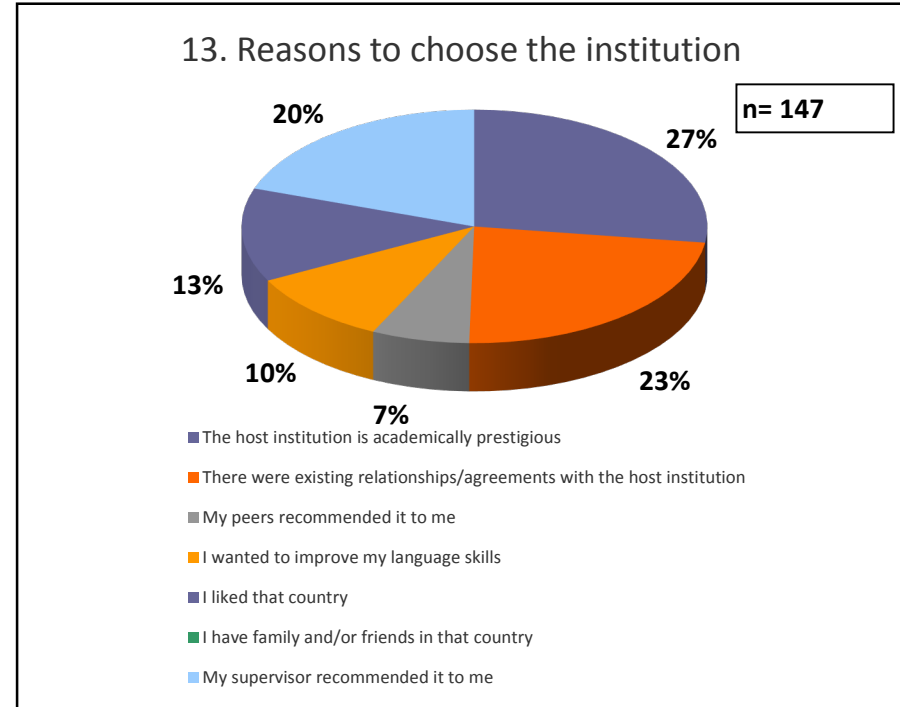
[Appendix 3.12](#)



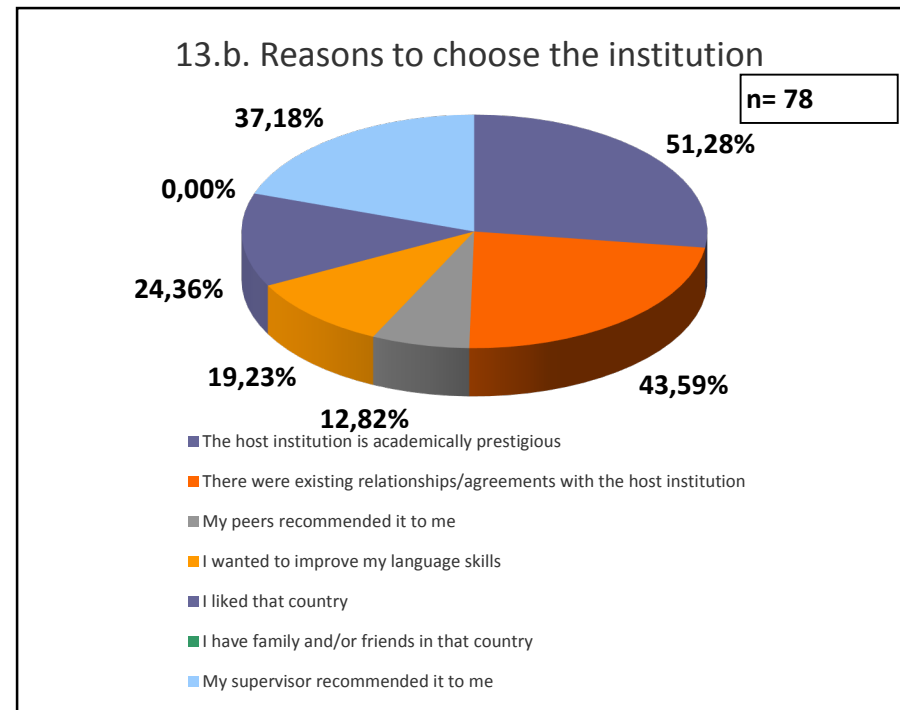
Only for "Yes " in Q6

### 13. Why did you choose the institution you indicated in Q12 for your mobility programme?

Answer	Count	Percentage
The host institution is academically prestigious	40	27,21%
There were existing relationships/agreements with the host institution	34	23,13%
My peers recommended it to me	10	6,80%
I wanted to improve my language skills	15	10,20%
I liked that country	19	12,93%
I have family and/or friends in that country	0	0,00%
My supervisor recommended it to me	29	19,73%



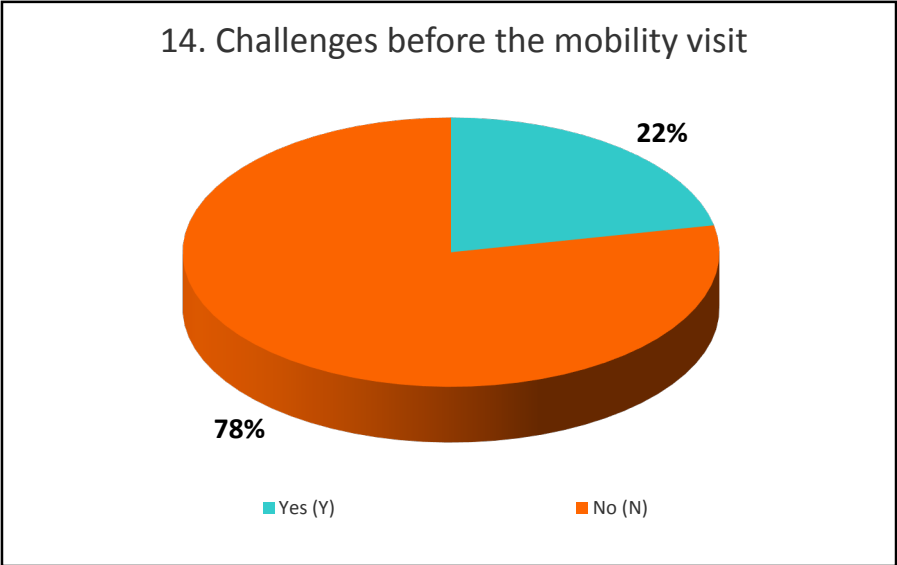
Answer	Count	Cases percentage
The host institution is academically prestigious	40	51,28%
There were existing relationships/agreements with the host institution	34	43,59%
My peers recommended it to me	10	12,82%
I wanted to improve my language skills	15	19,23%
I liked that country	19	24,36%
I have family and/or friends in that country	0	0,00%
My supervisor recommended it to me	29	37,18%



Only for "Yes " in Q6

14. Did you encounter challenges before your mobility visit?

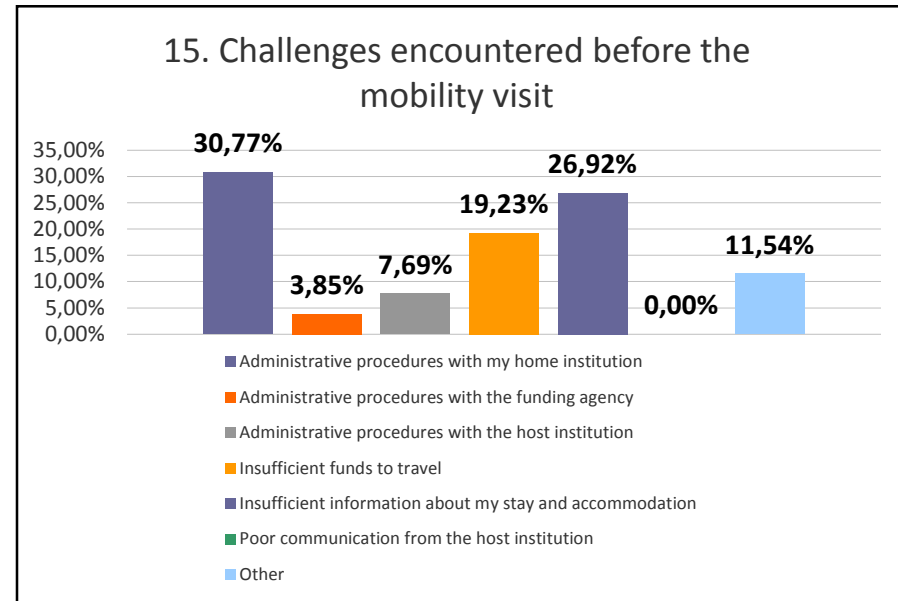
Answer	Count	Percentage
Yes (Y)	17	21,79%
No (N)	61	78,21%



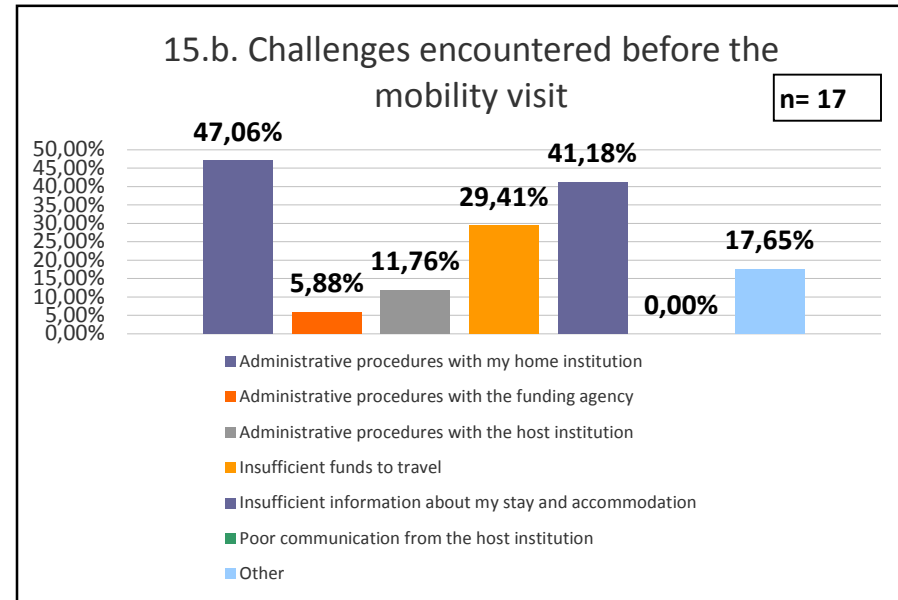
Only for "Yes " in Q14

15. Indicate the challenges you encountered before your mobility visit?

Answer	Count	Percentage
Administrative procedures with my home institution	8	30,77%
Administrative procedures with the funding agency	1	3,85%
Administrative procedures with the host institution	2	7,69%
Insufficient funds to travel	5	19,23%
Insufficient information about my stay and accommodation	7	26,92%
Poor communication from the host institution	0	0,00%
Other	3	11,54%



Answer	Count	Cases percentage
Administrative procedures with my home institution	8	47,06%
Administrative procedures with the funding agency	1	5,88%
Administrative procedures with the host institution	2	11,76%
Insufficient funds to travel	5	29,41%
Insufficient information about my stay and accommodation	7	41,18%
Poor communication from the host institution	0	0,00%
Other	3	17,65%

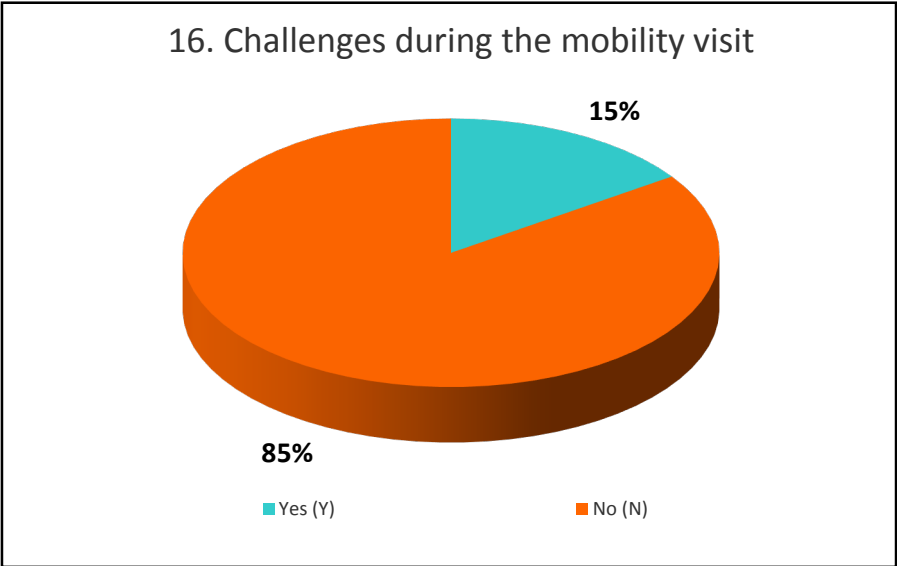




Only for "Yes " in Q6

16. Did you encounter challenges during your mobility visit?

Answer	Count	Percentage
Yes (Y)	12	15,38%
No (N)	66	84,62%

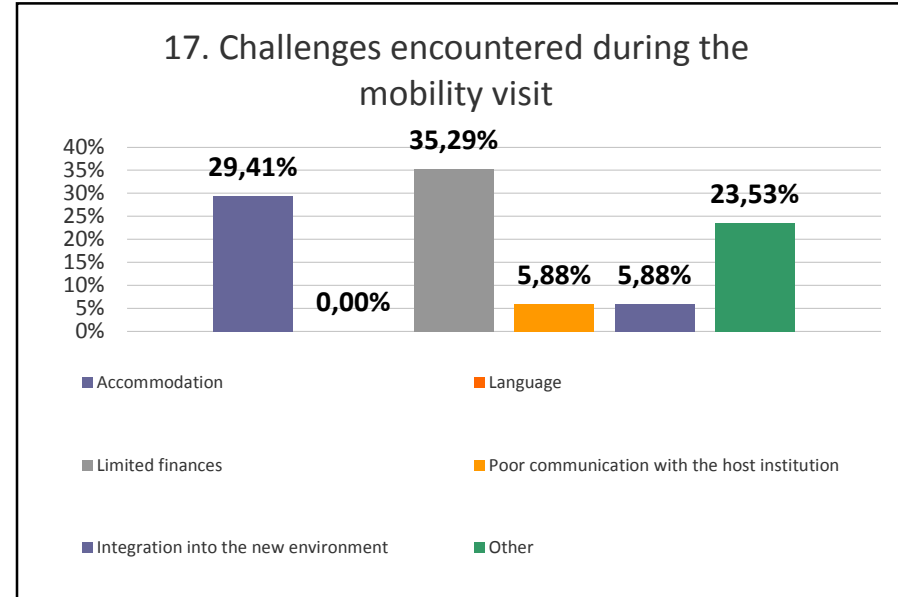


Only for "Yes " in Q16

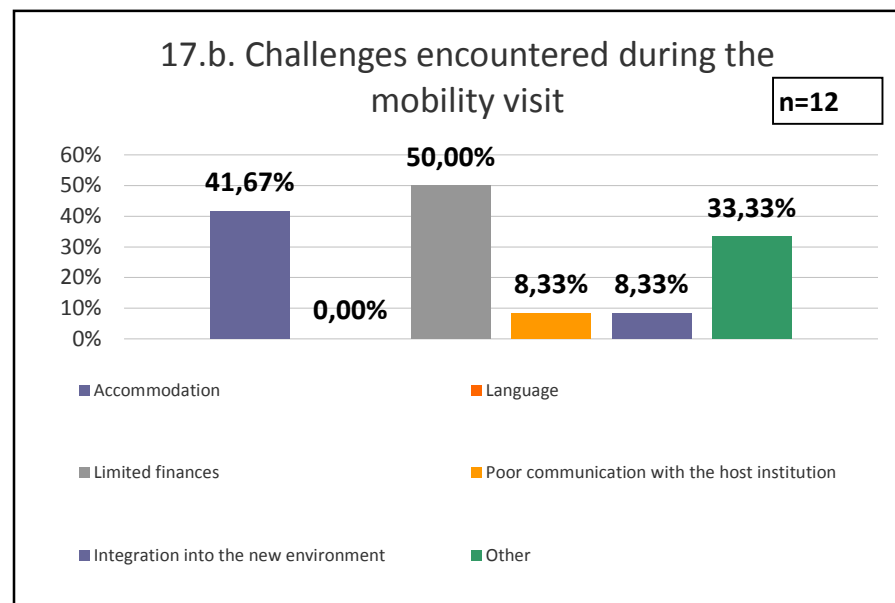
17. Indicate the challenges you encountered during your mobility visit

Answer	Count	Percentage
Accommodation	5	29,41%
Language	0	0,00%
Limited finances	6	35,29%
Poor communication with the host institution	1	5,88%
Integration into the new environment	1	5,88%
Other	4	23,53%

[Appendix 3.17](#)



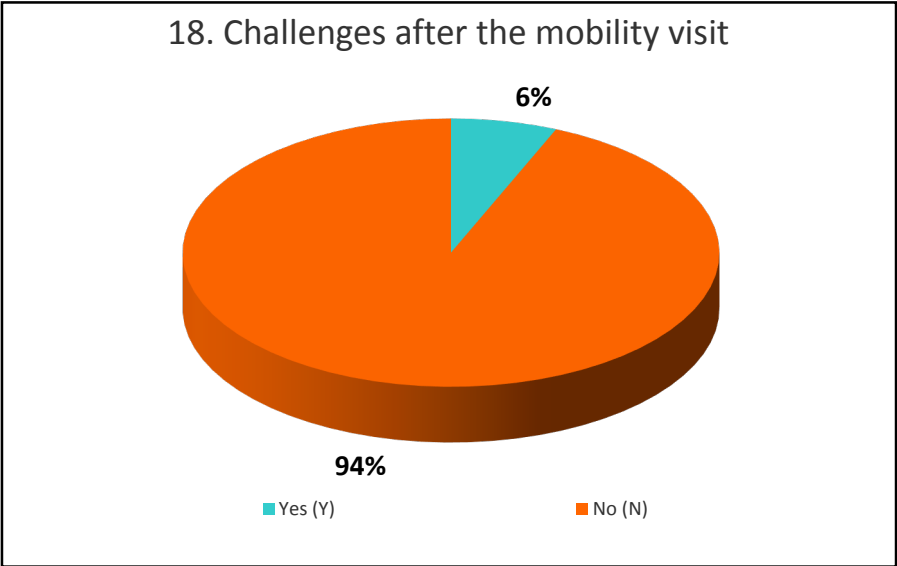
Answer	Count	Cases percentage
Accommodation	5	41,67%
Language	0	0,00%
Limited finances	6	50,00%
Poor communication with the host institution	1	8,33%
Integration into the new environment	1	8,33%
Other	4	33,33%



Only for "Yes " in Q6

18. Did you encounter challenges after your mobility visit?

Answer	Count	Percentage
Yes (Y)	5	6,41%
No (N)	73	93,59%

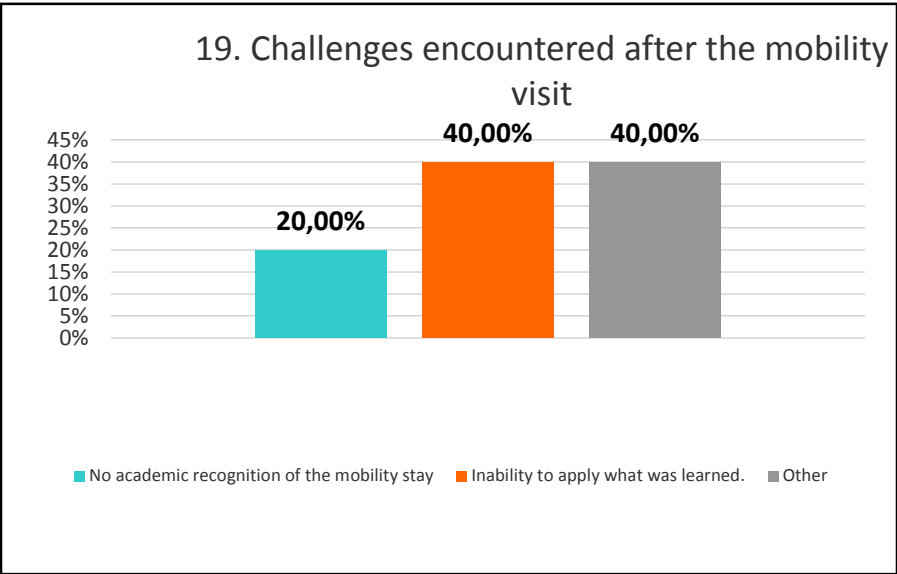


Only for "Yes " in Q18

19. Indicate the challenges you encountered after your mobility visit

Answer	Count	Percentage
No academic recognition of the mobility stay	1	20,00%
Inability to apply what was learned.	2	40,00%
Other	2	40,00%

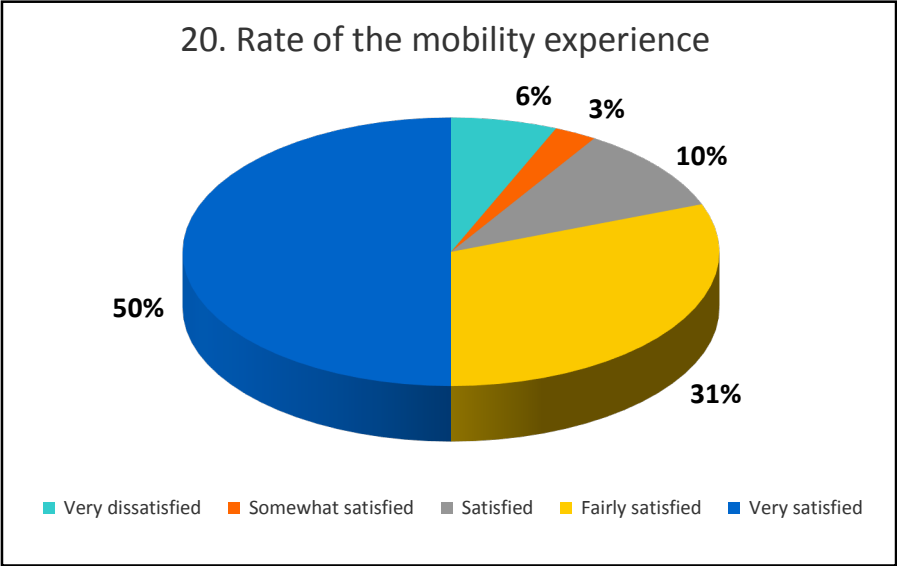
Appendix 3.19



Only for "Yes " in Q6

20. On a scale of 1 to 5, rate your mobility experience

Answer	Count	Percentage
Very dissatisfied	5	6,41%
Somewhat satisfied	2	2,56%
Satisfied	8	10,26%
Fairly satisfied	24	30,77%
Very satisfied	39	50,00%



Only for "Yes " in Q6

**21. Classify in order of importance, 1 being the most important and 7 being the least important, the most positive aspects of your mobility experience**

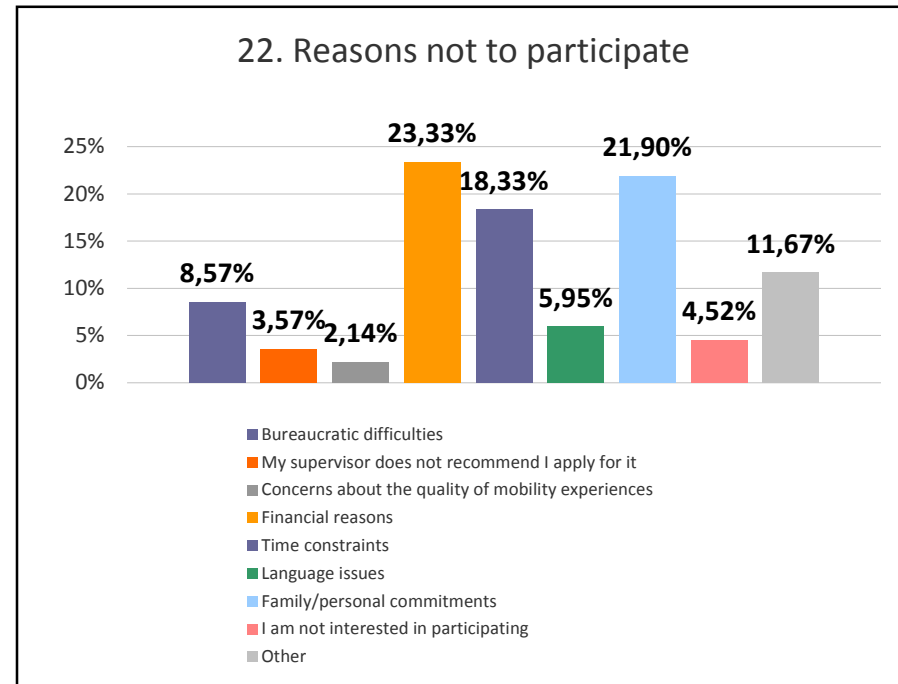
Answer	[Ranking 1] Count	[Ranking 1] Percentage	[Ranking 2] Count	[Ranking 2] Percentage	[Ranking 3] Count	[Ranking 3] Percentage	[Ranking 4] Count	[Ranking 4] Percentage	[Ranking 5] Count	[Ranking 5] Percentage	[Ranking 6] Count	[Ranking 6] Percentage	[Ranking 7] Count	[Ranking 7] Percentage
Research/academic benefits	43	55,13%	18	23,08%	7	8,97%	6	7,69%	2	2,56%	1	1,28%	1	1,28%
Prospects of obtaining a European/International doctorate	15	19,23%	11	14,10%	9	11,54%	11	14,10%	13	16,67%	9	11,54%	10	12,82%
Experiencing another country / language	8	10,26%	19	24,36%	12	15,38%	18	23,08%	14	17,95%	7	8,97%	0	0,00%
Strengthening personal contacts	2	2,56%	8	10,26%	20	25,64%	18	23,08%	22	28,21%	7	8,97%	1	1,28%
Reinforcement of my European identity	0	0,00%	2	2,56%	5	6,41%	5	6,41%	8	10,26%	28	35,90%	30	38,46%
Personal development	10	12,82%	20	25,64%	22	28,21%	12	15,38%	11	14,10%	3	3,85%	0	0,00%
Leisure and entertainment offered by the host institution/country	0	0,00%	0	0,00%	3	3,85%	8	10,26%	8	10,26%	23	29,49%	36	46,15%

Only for "No" in Q6

22. If you have not participated in a mobility programme, indicate the reasons why

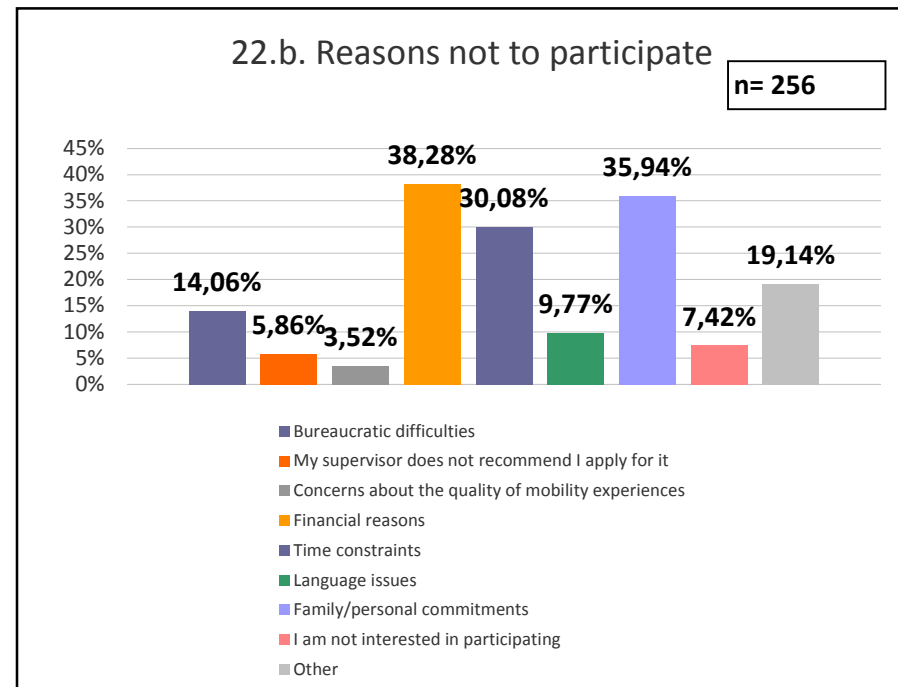
Answer	Count	Percentage
Bureaucratic difficulties	36	8,57%
My supervisor does not recommend I apply for it	15	3,57%
Concerns about the quality of mobility experiences	9	2,14%
Financial reasons	98	23,33%
Time constraints	77	18,33%
Language issues	25	5,95%
Family/personal commitments	92	21,90%
I am not interested in participating	19	4,52%
Other	49	11,67%

Appendix 3.22





Answer	Count	Cases percentage
Bureaucratic difficulties	36	14,06%
My supervisor does not recommend I apply for it	15	5,86%
Concerns about the quality of mobility experiences	9	3,52%
Financial reasons	98	38,28%
Time constraints	77	30,08%
Language issues	25	9,77%
Family/personal commitments	92	35,94%
I am not interested in participating	19	7,42%
Other	49	19,14%



Only for "No" in Q6

**23. If the above-mentioned obstacles were to be removed, would you participate in the Erasmus mobility?**

Answer	Count	Percentage
Yes	197	76,95%
No	11	4,30%
Not sure	48	18,75%

