

# SURVEY: BACHELOR AND MASTER STUDENTS

## SURVEY TECHNICAL INFORMATION

**Type of research:** Structured self-administered online questionnaire (LimeSurvey).

**Field of work:** From Monday, January 21 until February 3, 2019.

**Validation of the questionnaire:** Pre-test through the members of the working teams of the SEA-EU candidacy

**Promotion of engagement:** Through email, distribution lists and electronic bulletin board.

**Population surveyed:** 123.549.-

**Number of complete answers:** 3.378.-

**Participation Percentage:** 2,73%. -

**Sample error:** 1,66% (95% trust level).

**Field of work, tabulation and analysis:** Rector's Delegation for Strategic Development. University of Cádiz.

### **Distribution by universities:**

University of Cádiz, Spain: 637 (18,86%)

University of Western Brittany, France: 789 (23,36%)

University of Kiel, Germany: 581 (17,20%)

University of Gdansk, Poland: 615 (18,21%)

University of Split, Croatia: 559 (16,55%)

University of Malta, Malta: 197 (5,83%)

## Executive Summary.



**About the Survey.** The survey was answered by 3,378 students, mostly from 18 to 24 years old (81%) and women (66%). The distribution among undergraduate and master students is quite close to that reflected in the enrolment (72% of respondents are undergraduate students and 28% are master students). The participation of the six universities is quite balanced (in a range of 18% to 23%) with the exception of the University of Malta with 6% of the total sample because its lower number of students.



**Regarding the language level of the Consortium students.** Language level data of our students should be considered as a trend, and not as a closed record since 53% of the sample indicates that the expressed language level comes from a "self-assessment", although 47% comes from recognized accreditation systems. Bearing that in mind, it is confirmed that English is the *lingua franca* of the alliance (78% of the sample is situated in a range between B1 and C1). At a great distance, only 15% of the sample accredited Spanish skills in this range of language qualification, being the percentage for French and German of 11%.



**Regarding Erasmus+ mobility.** The degree of knowledge of the Erasmus+ program is still insufficient: 57% of students are aware of it, 23% ignore it and almost 24% are not sure. Among those who are aware of it or those who are not absolutely certain, the main source of knowledge is

the university itself (69%), followed by friends or peers (54%) and the Internet (46%). Almost 21% of this collective have made a mobility (over the total number of respondents, the mobility figure drops to 16%). Knowledge of the program and final mobility appear as closely related elements. From those participating in mobility, 74% of them did study mobility, being mobility traineeships rare (18%). The reasons for undertaking an Erasmus mobility are basically two: to experience other cultures and meet new people (88%) and to improve knowledge and skills (83%). Regarding the selected destination, it should be noted that, within the consortium countries, Spain stands out with 12% and both Poland and Germany with 10%. Outside the consortium, Italy (9%), Portugal (7%) and the United Kingdom (6%) represent the preferred destinations. Respondents show two main reasons for choosing their destination, regardless which country they belong: "I liked the country" (64%) and "I wanted to improve my language skills" (55%). The prestige of the university only obtained 22%.



**Erasmus+ stay problems.** The problems in Erasmus+ stays are not perceived as excessive by the respondents. 35% of those who have participated in an Erasmus programme had some problem before their stay. The problems during the stay obtained the same percentage. The problems decrease after the stay (14%).

In the case of those who had some problem before their stay, these problems can be summarized as follows: insufficient information about the stay and accommodation (39%), insufficient information from the home institution (34%), insufficient information about the host institution (30%), poor communication with the tutor of the home university (25%) and, finally, insufficient funds to travel (22%). In addition, those who detected some problem during their stay accord in three: accommodation (43%), academic difficulties (32%) and language (22%). Finally, among the few students who had some problem after their stay, this mainly focuses on the equivalence of ECTS in relation to their home institution (39%).



**Assessment and benefits of Erasmus+ stay.** The respondents who made an Erasmus stay were very satisfied (58%) or fairly satisfied (26%) with the experience. Only 6% were very dissatisfied. This great assessment is more related to personal benefits than academic or employment benefits. Thus, in descending order of importance, two great benefits came up: personal development (79%) and the possibility of experiencing another country or language (77%). The academic benefits have been left behind (40%). The degree of satisfaction with the program is very high, in fact, 90% of those who have made an Erasmus stay would repeat it.



**Barriers to participate in Erasmus+.** 84% of respondents have not made an Erasmus stay, however, 80% of them express a certain desire to participate in the future. When they are questioned about the barriers that have prevented them from doing an Erasmus stay, four stand out: financial challenge (40%), insufficient information about Erasmus+ (28%), inability to complete studies within the established timeframe (24%) and the language proficiency

(21%). If these barriers were overcome, 78% are interested in participating, being English the preferred language to do so (80%). Finally, a battery of "internationalization at home" activities is proposed to show their preferences. The preferred option was "Bilingual learning of subjects relevant to my future career" (35%). The second one was "language learning classes" (34%) and the third one carries out "group work with students from other countries" (20%).

# SURVEY: BACHELOR AND MASTER STUDENTS

## European University of the Seas "SEA-EU"



The objective of this survey is to assess different aspects of both study and traineeship Erasmus mobility for Bachelor and Master students belonging to the different universities of the consortium "SEA-EU". This survey aims to contribute towards improving the mobility process and reducing potential barriers to the process. In this context, the term 'mobility' refers to the action of crossing national borders for study purpose and/or traineeship abroad.

There are 27 questions in this survey

### Section 1

**1 [1.01]1. Age \***

Please choose only one of the following:

- 18 – 24
- 25 – 34
- 35 – 44
- 45 – 54
- 55+

**2 [1.02]2. Gender \***

Please choose only one of the following:

- Male
- Female
- Diverse

**3 [1.03]3. Programme you are enrolled in \***

Please choose only one of the following:

- Bachelor
- Master

**4 [1.04]4. University you are/were affiliated to \***

Please choose only one of the following:

- University of Split, Croatia
- University of Western Brittany, France
- University of Kiel, Germany
- University of Malta, Malta
- University of Gdańsk, Poland
- University of Cádiz, Spain

**5 [1.05]5. Indicate your language level for each foreign language you study (or studied) based on the Common European Framework of Reference for Languages (CEFR)**

Please choose the appropriate response for each item:

|          | A1                    | A2                    | B1                    | B2                    | C1                    | C2                    |
|----------|-----------------------|-----------------------|-----------------------|-----------------------|-----------------------|-----------------------|
| English  | <input type="radio"/> | <input type="radio"/> | <input type="radio"/> | <input type="radio"/> | <input type="radio"/> | <input type="radio"/> |
| Spanish  | <input type="radio"/> | <input type="radio"/> | <input type="radio"/> | <input type="radio"/> | <input type="radio"/> | <input type="radio"/> |
| French   | <input type="radio"/> | <input type="radio"/> | <input type="radio"/> | <input type="radio"/> | <input type="radio"/> | <input type="radio"/> |
| German   | <input type="radio"/> | <input type="radio"/> | <input type="radio"/> | <input type="radio"/> | <input type="radio"/> | <input type="radio"/> |
| Polish   | <input type="radio"/> | <input type="radio"/> | <input type="radio"/> | <input type="radio"/> | <input type="radio"/> | <input type="radio"/> |
| Croatian | <input type="radio"/> | <input type="radio"/> | <input type="radio"/> | <input type="radio"/> | <input type="radio"/> | <input type="radio"/> |
| Other    | <input type="radio"/> | <input type="radio"/> | <input type="radio"/> | <input type="radio"/> | <input type="radio"/> | <input type="radio"/> |

Please circle as many applicable options

**6 [1.06]6. How did you assess your CEFR level(s) selected in Q5? \***

Please choose only one of the following:

- Self-assessment
- Online Linguistics Support (OLS)
- TOEFL
- Cambridge English Qualification (FCE, CAE, CPE)
- IELTS
- Other

**7 [1.07]7. Are you aware of the Erasmus plus student mobility programme? \***

Please choose only one of the following:

- Yes
- No
- Not sure

## Section 2

### 8 [1.08]8. How did you learn about the Erasmus Plus student mobility programme? \*

Only answer this question if the following conditions are met:

° Answer was 1'Yes' or 'Not sure' at question '7 [1.07]' (7. Are you aware of the Erasmus plus student mobility programme?) *and* Answer was 3'Yes' or 'Not sure' at question '7 [1.07]' (7. Are you aware of the Erasmus plus student mobility programme?)

Please choose all that apply:

- Internet
- Friends/peers
- Promotional material
- University
- Media (TV/radio)
- Youth NGOs
- Political parties
- Other:

### 9 [1.9]9. Have you participated in an Erasmus Plus programme? \*

Only answer this question if the following conditions are met:

° Answer was 1'Yes' or 'Not sure' at question '7 [1.07]' (7. Are you aware of the Erasmus plus student mobility programme?) *and* Answer was 3'Yes' or 'Not sure' at question '7 [1.07]' (7. Are you aware of the Erasmus plus student mobility programme?)

Please choose only one of the following:

- Yes
- No



**10 [1.10]10. Type of student mobility you participated in \***

Only answer this question if the following conditions are met:

° Answer was Y'Yes' at question '9 [1.9]' (9. Have you participated in an Erasmus Plus programme?)

Please choose only one of the following:

- Study mobility
- Traineeship mobility (work placement)
- Both

**11 [1.11]11. Why did you participate in an Erasmus Plus programme? \***

Only answer this question if the following conditions are met:

° Answer was Y'Yes' at question '9 [1.9]' (9. Have you participated in an Erasmus Plus programme?)

Please choose all that apply:

- to improve knowledge and skills
- to experience other cultures and meet new people
- to lead an independent life
- to increase my employment opportunities
- Other:

**12 [1.12]12. Which country did you go to for your Erasmus experience? \***

Only answer this question if the following conditions are met:

° Answer was 'Yes' at question '9 [1.9]' (9. Have you participated in an Erasmus Plus programme?)

Please choose only one of the following:

- Croatia
- France
- Germany
- Malta
- Poland
- Spain
- Other

**13 [1.13]13. Why did you choose the country selected in Q12 for your Erasmus experience? \***

Only answer this question if the following conditions are met:

° Answer was 'Yes' at question '9 [1.9]' (9. Have you participated in an Erasmus Plus programme?)

Please choose at most 3 answers:

- There is a prestigious university
- The traineeship consolidated and complemented my work placement
- I wanted to improve my language skills
- I liked the country
- My academic tutors recommended it to me
- My peers recommended it to me
- I have family and/or friends in the country
- It was the only country available

**14 [1.14]14. Did you encounter challenges before your Erasmus visit? \***

Only answer this question if the following conditions are met:

° Answer was Y'Yes' at question '9 [1.9]' (9. Have you participated in an Erasmus Plus programme?)

Please choose only one of the following:

- Yes
- No

**15 [1.15]15. Indicate the challenges you encountered before your Erasmus visit \***

Only answer this question if the following conditions are met:

° Answer was Y'Yes' at question '14 [1.14]' (14. Did you encounter challenges before your Erasmus visit?)

Please choose at most 2 answers:

- Insufficient information about the host institution
- Insufficient information from my home institution
- Insufficient funds to travel
- Insufficient information about my stay and accommodation
- Poor communication with the tutor of my home institution
- Poor communication with the tutor of the host institution
- Other:

**16 [1.16]16. Did you encounter challenges during your Erasmus visit? \***

Only answer this question if the following conditions are met:

° Answer was N'No' or 'Yes' at question '14 [1.14]' (14. Did you encounter challenges before your Erasmus visit?) *and* Answer was Y'No' or 'Yes' at question '14 [1.14]' (14. Did you encounter challenges before your Erasmus visit?)

Please choose only one of the following:

- Yes
- No

**17 [1.17]17. Indicate the challenges you encountered during your Erasmus visit \***

Only answer this question if the following conditions are met:

° Answer was Y'Yes' at question '16 [1.16]' (16. Did you encounter challenges during your Erasmus visit?)

Please choose at most 2 answers:

- Academic
- Accommodation
- Language
- Poor communication with the tutor of the host institution
- Integration into the new environment
- Other:

**18 [1.18]18. Did you encounter challenges after your Erasmus visit? \***

Only answer this question if the following conditions are met:

° Answer was N'No' or 'Yes' at question '16 [1.16]' (16. Did you encounter challenges during your Erasmus visit?) *and* Answer was Y'No' or 'Yes' at question '16 [1.16]' (16. Did you encounter challenges during your Erasmus visit?)

Please choose only one of the following:

- Yes
- No

**19 [1.19]19. Indicate the challenges you encountered after your Erasmus visit \***

Only answer this question if the following conditions are met:

° Answer was Y'Yes' at question '18 [1.18]' (18. Did you encounter challenges after your Erasmus visit?)

Please choose only one of the following:

- No academic recognition of the Erasmus visit
- Equivalence of ECTS in relation to my home institution
- Other

**20 [1.20]20. On a scale of 1 to 5, rate your Erasmus experience \***

Only answer this question if the following conditions are met:

° Answer was N'No' or 'Yes' at question '18 [1.18]' (18. Did you encounter challenges after your Erasmus visit? ) and Answer was Y'No' or 'Yes' at question '18 [1.18]' (18. Did you encounter challenges after your Erasmus visit? )

Please choose only one of the following:

- (1) Very dissatisfied
- (2) Somewhat satisfied
- (3) Satisfied
- (4) Fairly satisfied
- (5) Very satisfied

**21 [1.21]21. What are the most positive experiences of your Erasmus visit? \***

Only answer this question if the following conditions are met:

° Answer was N'No' or 'Yes' at question '18 [1.18]' (18. Did you encounter challenges after your Erasmus visit? ) and Answer was Y'No' or 'Yes' at question '18 [1.18]' (18. Did you encounter challenges after your Erasmus visit? )

Please choose at most 3 answers:

- Academic benefits
- Prospective employment
- Reinforcement of my European identity
- Experiencing another country / language
- Leisure and entertainment offered by the host institution/country
- Personal development
- I did not have a positive experience
- Other:

**22 [1.22]22. Would you go on another Erasmus mobility programme again? \***

Only answer this question if the following conditions are met:

° Answer was N'No' or 'Yes' at question '18 [1.18]' (18. Did you encounter challenges after your Erasmus visit? ) *and* Answer was Y'No' or 'Yes' at question '18 [1.18]' (18. Did you encounter challenges after your Erasmus visit? )

Please choose only one of the following:

- Yes
- No
- Not sure

**23 [1.23]23. Would you like to participate in an Erasmus Plus programme related to your studies or traineeship? \***

Only answer this question if the following conditions are met:

----- Scenario 1 -----

Answer was 2'No ' at question '7 [1.07]' (7. Are you aware of the Erasmus plus student mobility programme?)

----- or Scenario 2 -----

Answer was N'No' at question '9 [1.9]' (9. Have you participated in an Erasmus Plus programme?)

Please choose only one of the following:

- Yes
- No

**24 [1.24]24. Why have you not participated in an Erasmus visit yet? \***

Only answer this question if the following conditions are met:

----- Scenario 1 -----

Answer was 2'No ' at question '7 [1.07]' (7. Are you aware of the Erasmus plus student mobility programme?)

----- or Scenario 2 -----

Answer was N'No' at question '9 [1.9]' (9. Have you participated in an Erasmus Plus programme?)

Please choose at most 3 answers:

- I would be unable to obtain the required ECTS for eligibility.
- I feel it would not allow me to successfully complete my studies within the established timeframe
- I do not have sufficient information about Erasmus mobility
- I am unable to meet the financial challenge
- My language proficiency is not operational
- I would have health and accessibility challenges
- I might not receive due recognition for the content covered while in the host country
- I am concerned about the quality of the mobility experience
- I am apprehensive about the lack of security in the host country
- I am apprehensive about cultural barriers
- I am unable to commit to an Erasmus visit because of my family situation
- The country/university of my choice does not offer areas that are of interest to me
- I am not interested in an Erasmus mobility experience
- Other:

**25 [1.25]25. If the above-mentioned obstacles were to be removed, would you participate in the Erasmus mobility? \***

Only answer this question if the following conditions are met:

----- Scenario 1 -----

Answer was 2'No ' at question '7 [1.07]' (7. Are you aware of the Erasmus plus student mobility programme?)

----- or Scenario 2 -----

Answer was N'No' at question '9 [1.9]' (9. Have you participated in an Erasmus Plus programme?)

Please choose only one of the following:

- Yes
- No
- Not sure

**26 [1.26]26. Which European language would you choose to operate in if you went on an Erasmus visit? \***

Only answer this question if the following conditions are met:

----- Scenario 1 -----

Answer was 2'No ' at question '7 [1.07]' (7. Are you aware of the Erasmus plus student mobility programme?)

----- or Scenario 2 -----

Answer was N'No' at question '9 [1.9]' (9. Have you participated in an Erasmus Plus programme?)

Please choose only one of the following:

- English
- Spanish
- French
- German
- Polish
- Croatian
- Other



**27 [1.27]27. The statements listed below are about the types of "internationalization at home" activities you could receive at your home university. Sort the statements in order of importance, 1 being most important and 4 being least important \***

Only answer this question if the following conditions are met:

o

----- Scenario 1 -----

Answer was 2'No ' at question '7 [1.07]' (7. Are you aware of the Erasmus plus student mobility programme?)

----- or Scenario 2 -----

Answer was N'No' at question '9 [1.9]' (9. Have you participated in an Erasmus Plus programme?)

Please number each box in order of preference from 1 to 4

Language learning classes

Bilingual learning of subjects relevant to my future career

Group work with students from other countries

Input from foreign teaching staff during my studies

**Thank you very much for your collaboration!**

**Please submit by 04.02.2019 – 00:00**

**Submit your survey.**

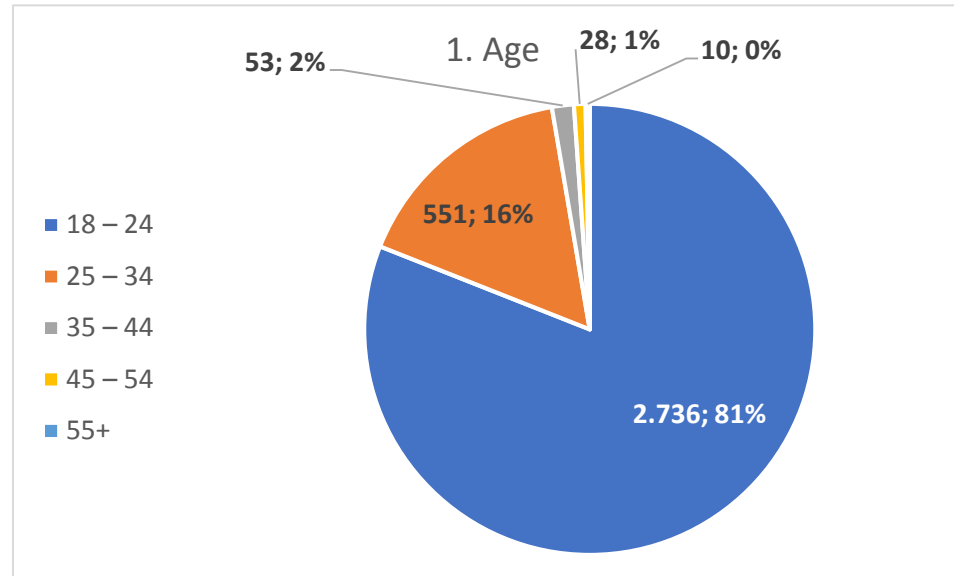
**Thank you for completing this survey.**

## **SURVEY: BACHELOR AND MASTER STUDENTS. Full analysis.**

|                                  |         |
|----------------------------------|---------|
| Number of records in this query: | 3378    |
| Total records in survey:         | 3378    |
| Percentage of total:             | 100.00% |

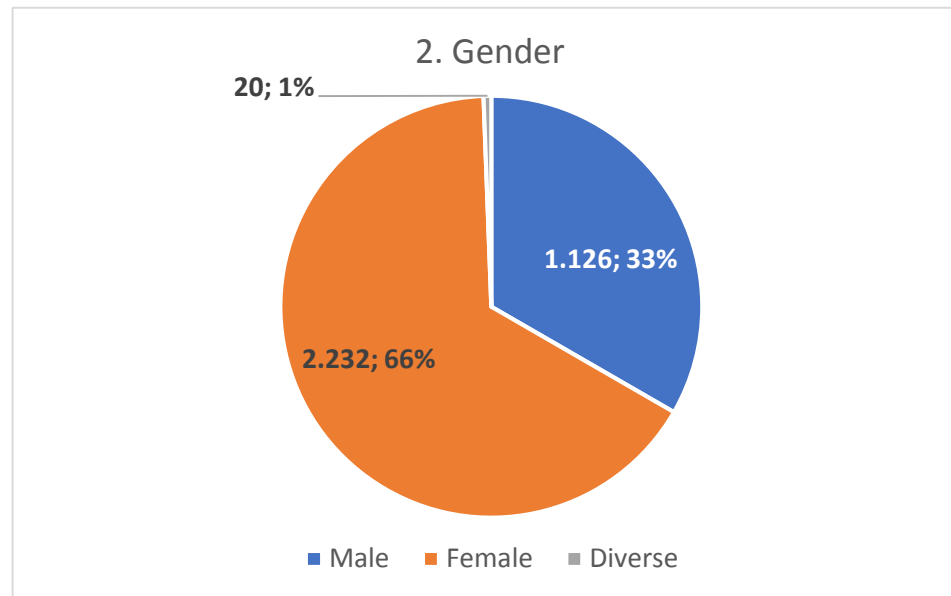
### 1. Age

| Answer  | Count | Percentage |
|---------|-------|------------|
| 18 – 24 | 2.736 | 80,99%     |
| 25 – 34 | 551   | 16,31%     |
| 35 – 44 | 53    | 1,57%      |
| 45 – 54 | 28    | 0,83%      |
| 55+     | 10    | 0,30%      |



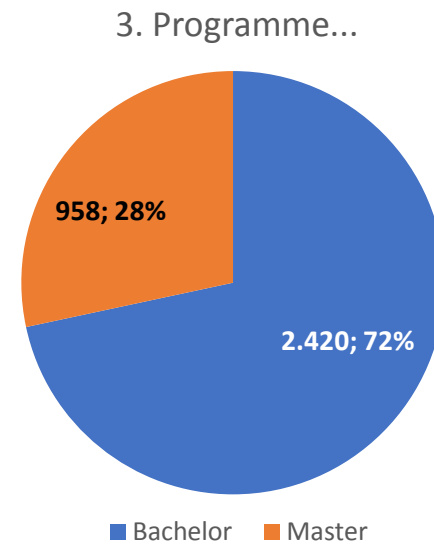
## 2. Gender

| Answer  | Count | Percentage |
|---------|-------|------------|
| Male    | 1.126 | 33,33%     |
| Female  | 2.232 | 66,07%     |
| Diverse | 20    | 0,59%      |



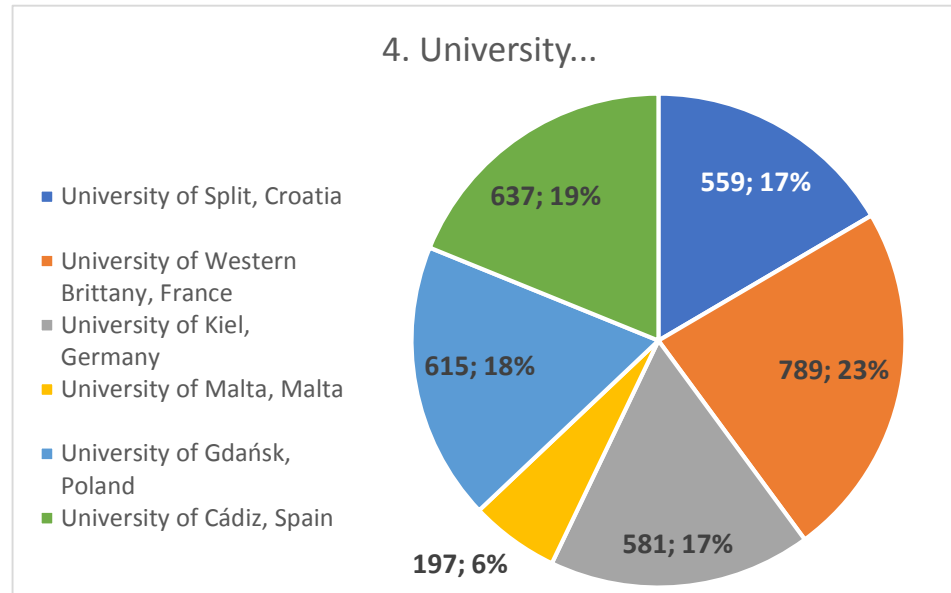
### 3. Programme you are enrolled in

| Answer   | Count | Percentage |
|----------|-------|------------|
| Bachelor | 2.420 | 71,64%     |
| Master   | 958   | 28,36%     |



#### 4. University you are/were affiliated to

| Answer                                 | Count | Percentage |
|--|-------|------------|
| University of Split, Croatia           | 559   | 16,55%     |
| University of Western Brittany, France | 789   | 23,36%     |
| University of Kiel, Germany            | 581   | 17,20%     |
| University of Malta, Malta             | 197   | 5,83%      |
| University of Gdańsk, Poland           | 615   | 18,21%     |
| University of Cádiz, Spain             | 637   | 18,86%     |



**5. Indicate your language level for each foreign language you study (or studied) based on the Common European Framework of Reference for Languages (CEFR)**

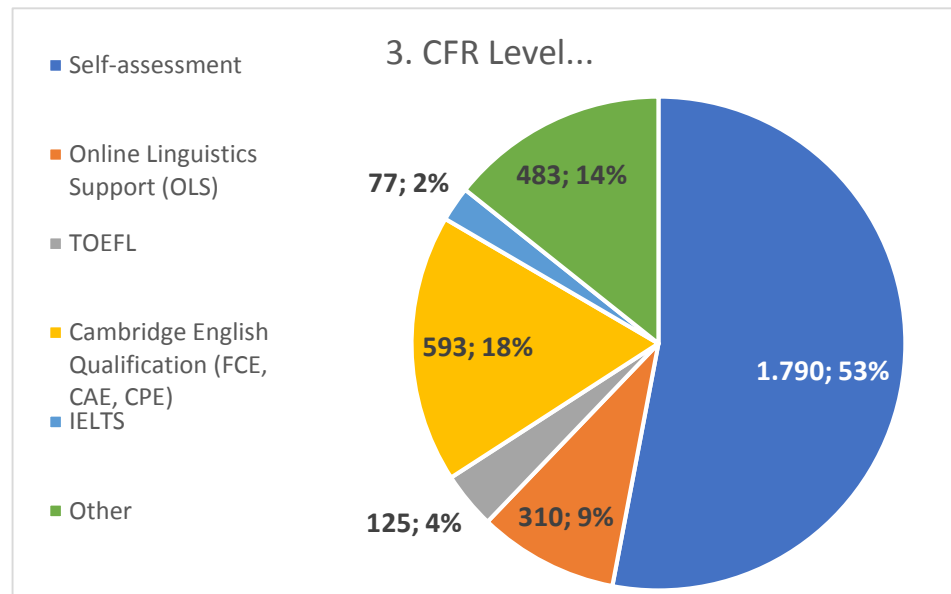
| Answer        | [English] | [English]  | [Spanish] | [Spanish]  | [French] | [French]   | [German] | [German]   | [Polish] | [Polish]   | [Croatian] | [Croatian] | [Other Language] | [Other Language] |
|---------------|-----------|------------|-----------|------------|----------|------------|----------|------------|----------|------------|------------|------------|------------------|------------------|
|               | Count     | Percentage | Count     | Percentage | Count    | Percentage | Count    | Percentage | Count    | Percentage | Count      | Percentage | Count            | Percentage       |
| A1            | 138       | 4,09%      | 288       | 8,53%      | 343      | 10,15%     | 283      | 8,38%      | 113      | 3,35%      | 131        | 3,88%      | 239              | 7,08%            |
| A2            | 197       | 5,83%      | 301       | 8,91%      | 236      | 6,99%      | 270      | 7,99%      | 13       | 0,38%      | 7          | 0,21%      | 181              | 5,36%            |
| B1            | 641       | 18,98%     | 281       | 8,32%      | 190      | 5,62%      | 196      | 5,80%      | 3        | 0,09%      | 4          | 0,12%      | 109              | 3,23%            |
| B2            | 1.078     | 31,91%     | 146       | 4,32%      | 115      | 3,40%      | 106      | 3,14%      | 11       | 0,33%      | 3          | 0,09%      | 90               | 2,66%            |
| C1            | 905       | 26,79%     | 96        | 2,84%      | 73       | 2,16%      | 61       | 1,81%      | 12       | 0,36%      | 20         | 0,59%      | 56               | 1,66%            |
| C2            | 330       | 9,77%      | 339       | 10,04%     | 501      | 14,83%     | 519      | 15,36%     | 215      | 6,36%      | 350        | 10,36%     | 102              | 3,02%            |
| Without level | 89        | 2,63%      | 1927      | 57,05%     | 1920     | 56,84%     | 1943     | 57,52%     | 3011     | 89,14%     | 2863       | 84,75%     | 2601             | 77,00%           |



### 6. How did you assess your CEFR level(s) selected in Q5?

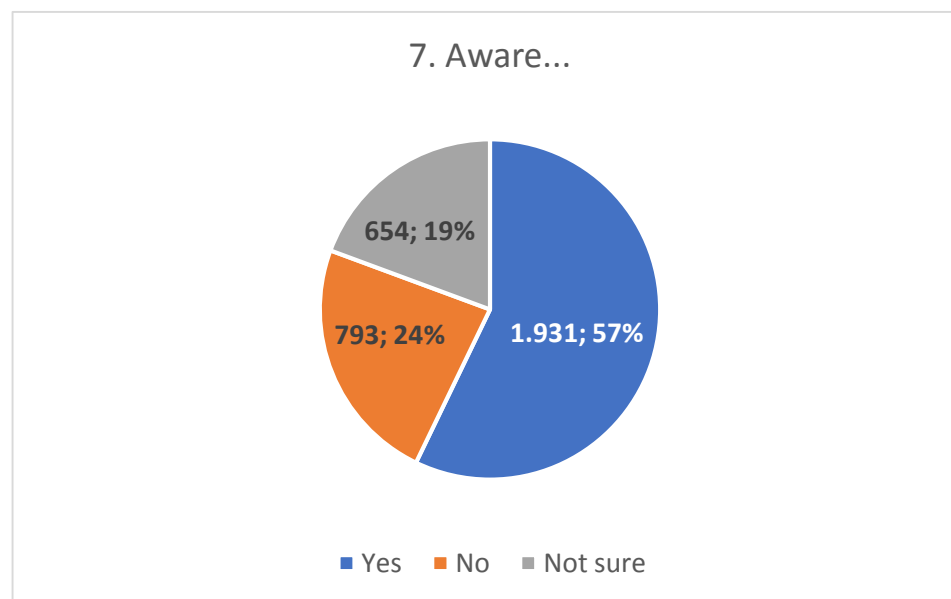
| Answer  | Count | Percentage |
|---|-------|------------|
| Self-assessment                                 | 1.790 | 52,99%     |
| Online Linguistics Support (OLS)                | 310   | 9,18%      |
| TOEFL   | 125   | 3,70%      |
| Cambridge English Qualification (FCE, CAE, CPE) | 593   | 17,55%     |
| IELTS   | 77    | 2,28%      |
| Other   | 483   | 14,30%     |

[Appendix 1.06](#)



### 7. Are you aware of the Erasmus plus student mobility programme?

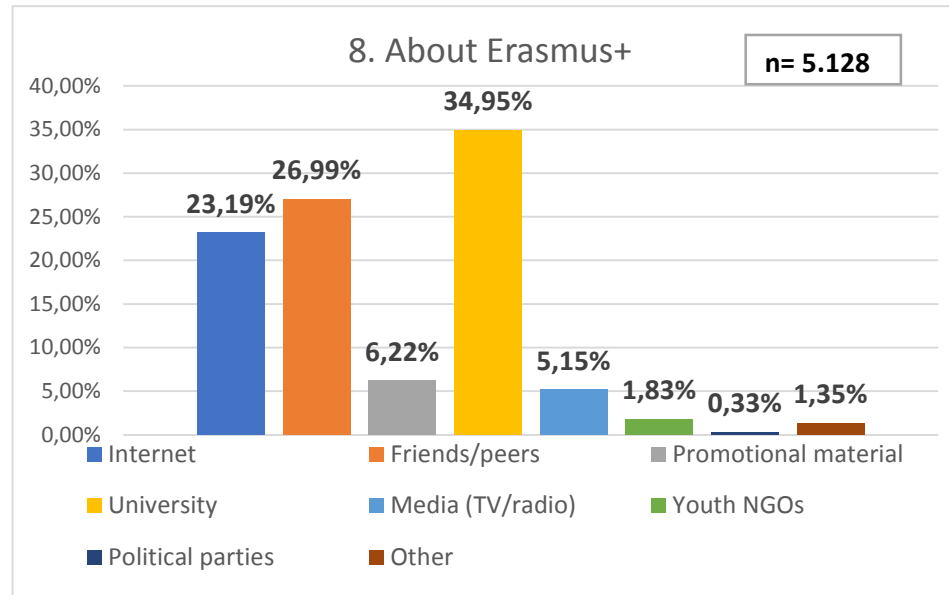
| Answer   | Count | Percentage |
|----------|-------|------------|
| Yes      | 1.931 | 57,16%     |
| No       | 793   | 23,48%     |
| Not sure | 654   | 19,36%     |



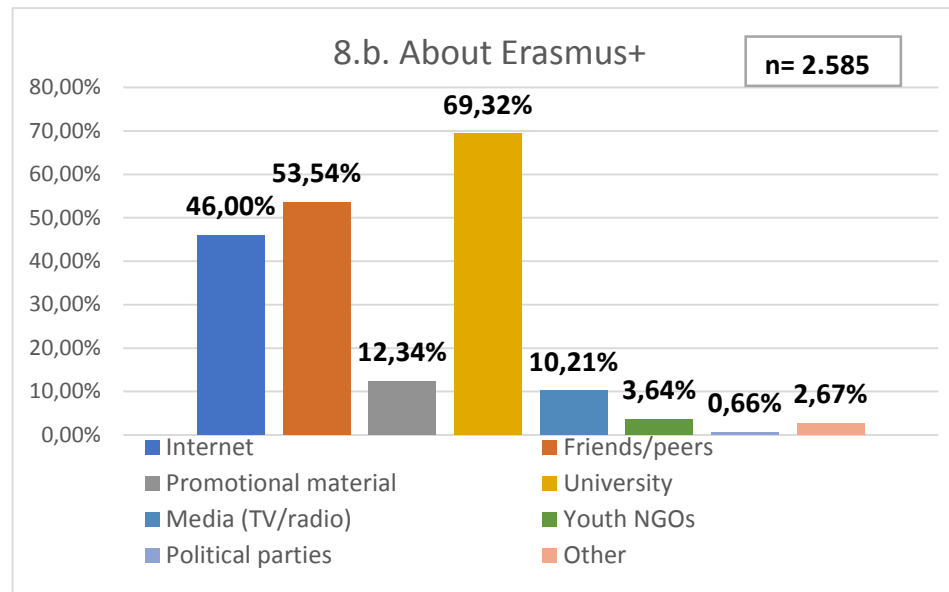
Only for yes and not sure

### 8. How did you learn about the Erasmus Plus student mobility programme?

| Answer               | Count | Percentage |
|----------------------|-------|------------|
| Internet             | 1.189 | 23,19%     |
| Friends/peers        | 1.384 | 26,99%     |
| Promotional material | 319   | 6,22%      |
| University           | 1.792 | 34,95%     |
| Media (TV/radio)     | 264   | 5,15%      |
| Youth NGOs           | 94    | 1,83%      |
| Political parties    | 17    | 0,33%      |
| Other                | 69    | 1,35%      |

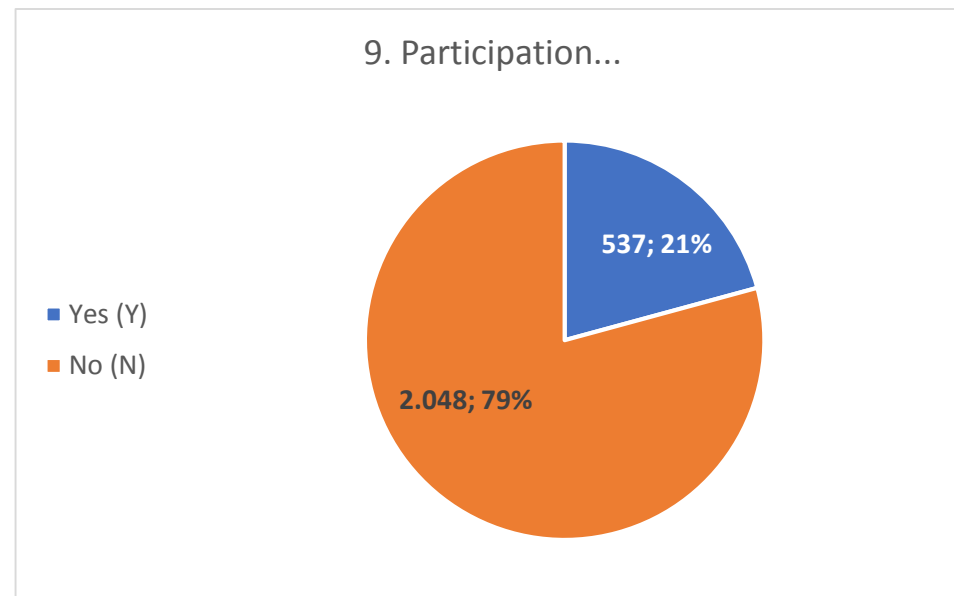


| Answer               | Count | Cases percentage |
|----------------------|-------|------------------|
| Internet             | 1.189 | 46,00%           |
| Friends/peers        | 1.384 | 53,54%           |
| Promotional material | 319   | 12,34%           |
| University           | 1.792 | 69,32%           |
| Media (TV/radio)     | 264   | 10,21%           |
| Youth NGOs           | 94    | 3,64%            |
| Political parties    | 17    | 0,66%            |
| Other                | 69    | 2,67%            |



### 9. Have you participated in an Erasmus Plus programme?

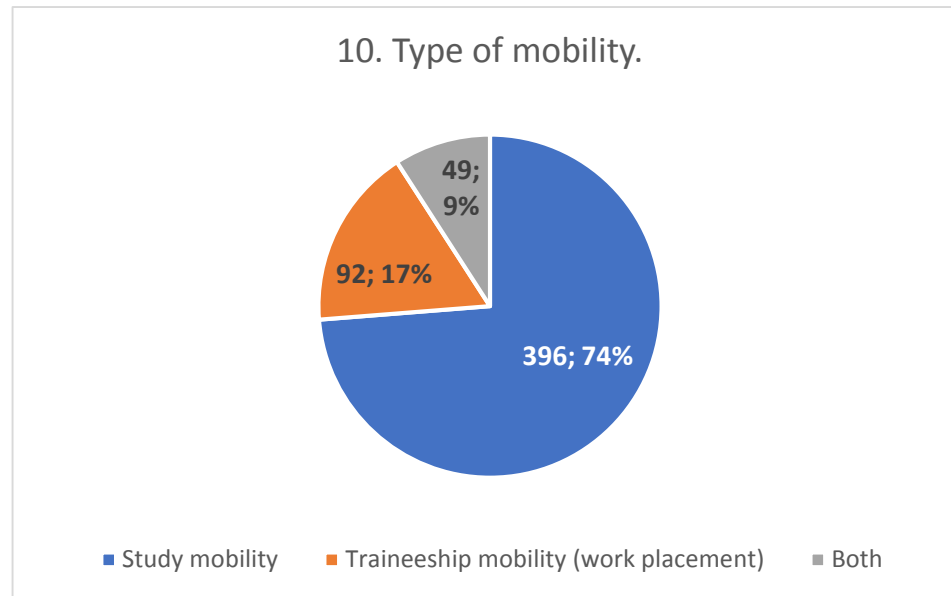
| Answer  | Count | Percentage |
|---------|-------|------------|
| Yes (Y) | 537   | 20,77%     |
| No (N)  | 2.048 | 79,23%     |



**Only for Yes on Q.9**

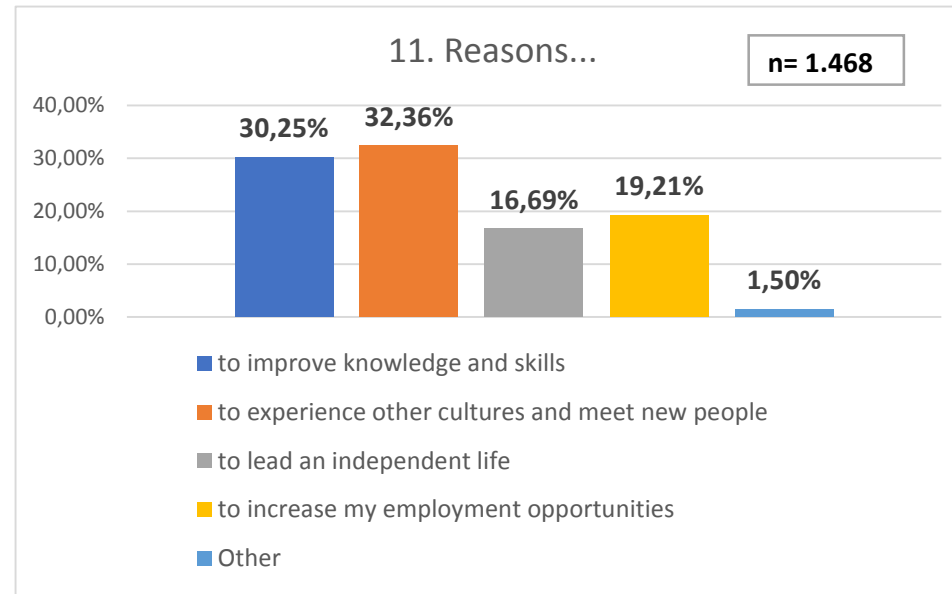
**10. Type of student mobility you participated in**

| Answer                                | Count | Percentage |
|---------------------------------------|-------|------------|
| Study mobility                        | 396   | 73,74%     |
| Traineeship mobility (work placement) | 92    | 17,13%     |
| Both                                  | 49    | 9,12%      |

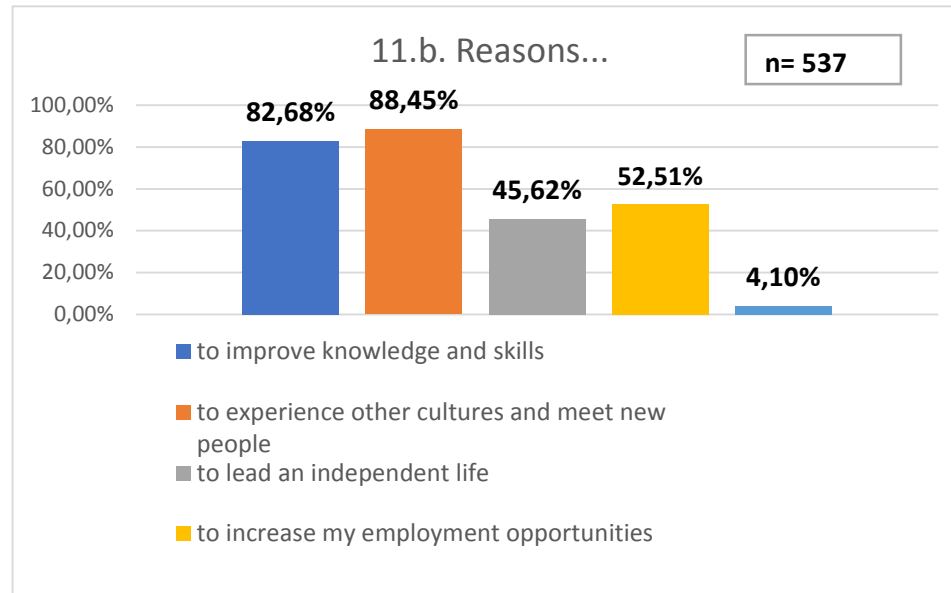


### 11. Why did you participate in an Erasmus Plus programme?

| Answer   | Count | Percentage |
|--|-------|------------|
| to improve knowledge and skills                  | 444   | 30,25%     |
| to experience other cultures and meet new people | 475   | 32,36%     |
| to lead an independent life                      | 245   | 16,69%     |
| to increase my employment opportunities          | 282   | 19,21%     |
| Other  | 22    | 1,50%      |



| Answer   | Count | Cases percentage |
|--|-------|------------------|
| to improve knowledge and skills                  | 444   | 82,68%           |
| to experience other cultures and meet new people | 475   | 88,45%           |
| to lead an independent life                      | 245   | 45,62%           |
| to increase my employment opportunities          | 282   | 52,51%           |
| Other  | 22    | 4,10%            |

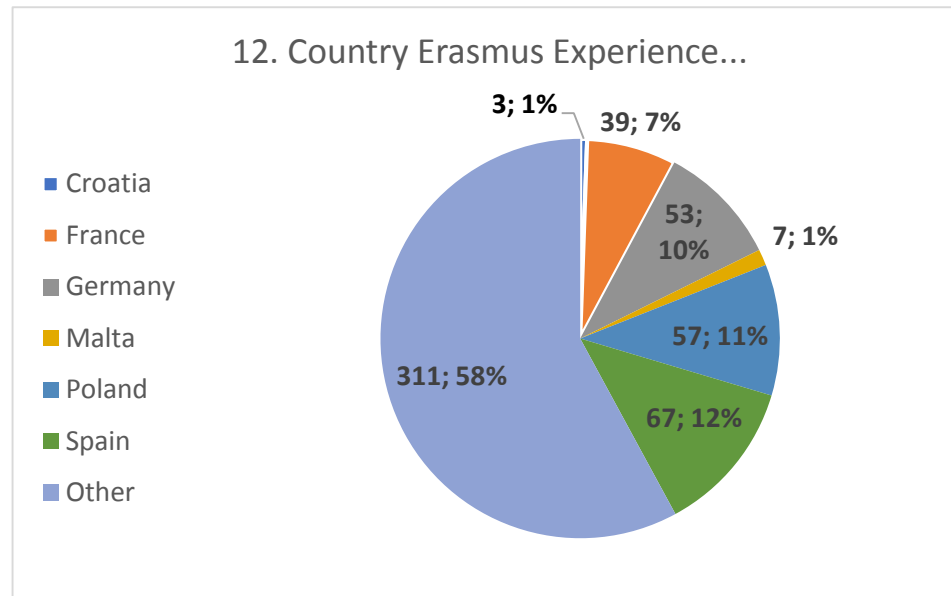




## 12. Which country did you go to for your Erasmus experience?

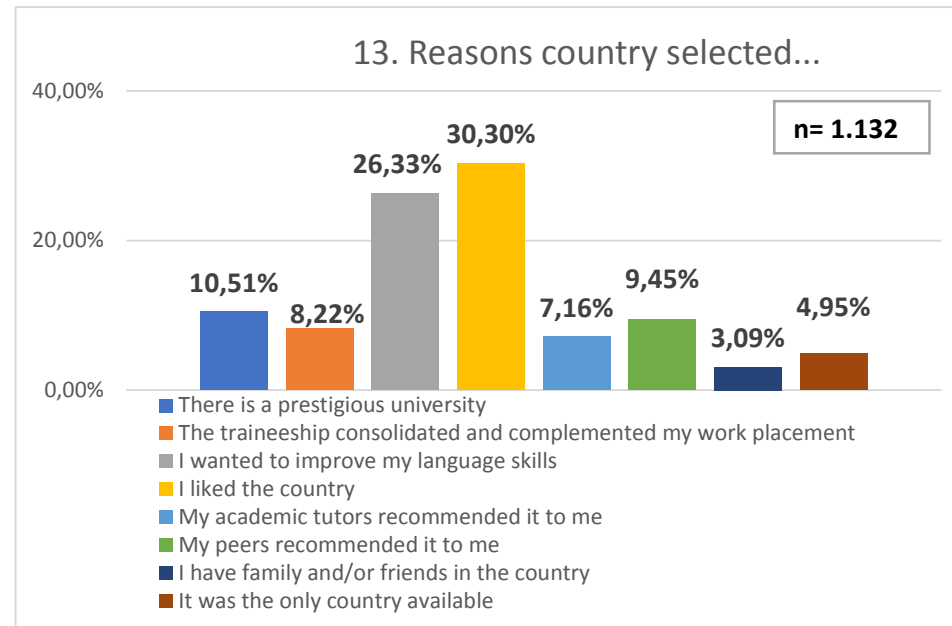
| Answer  | Count | Percentage |
|---------|-------|------------|
| Croatia | 3     | 0,56%      |
| France  | 39    | 7,26%      |
| Germany | 53    | 9,87%      |
| Malta   | 7     | 1,30%      |
| Poland  | 57    | 10,61%     |
| Spain   | 67    | 12,48%     |
| Other   | 311   | 57,91%     |

[Appendix 1.12](#)

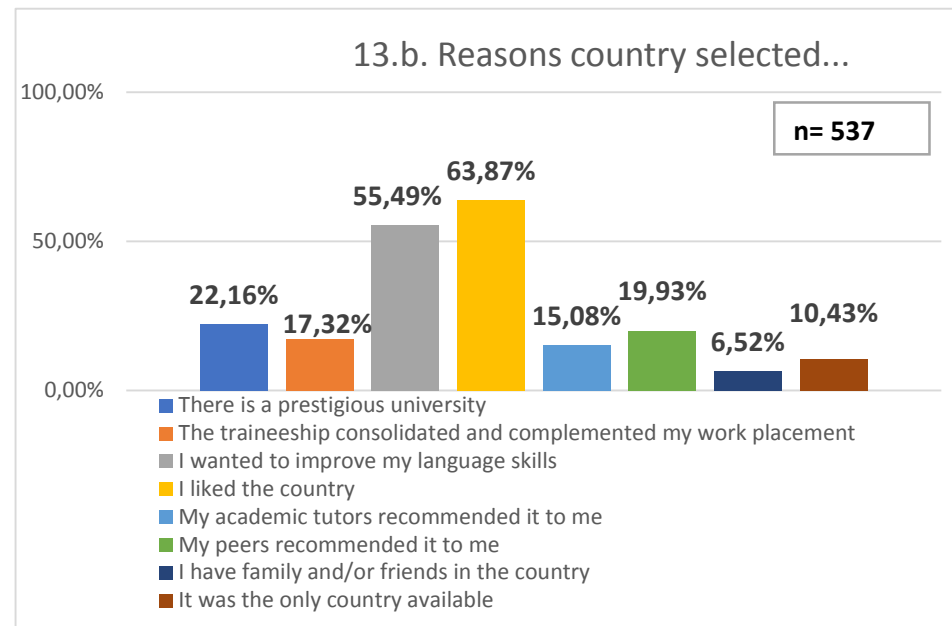


### 13. Why did you choose the country selected in Q12 for your Erasmus experience?

| Answer  | Count | Percentage |
|---|-------|------------|
| There is a prestigious university                               | 119   | 10,51%     |
| The traineeship consolidated and complemented my work placement | 93    | 8,22%      |
| I wanted to improve my language skills                          | 298   | 26,33%     |
| I liked the country   | 343   | 30,30%     |
| My academic tutors recommended it to me                         | 81    | 7,16%      |
| My peers recommended it to me                                   | 107   | 9,45%      |
| I have family and/or friends in the country                     | 35    | 3,09%      |
| It was the only country available                               | 56    | 4,95%      |

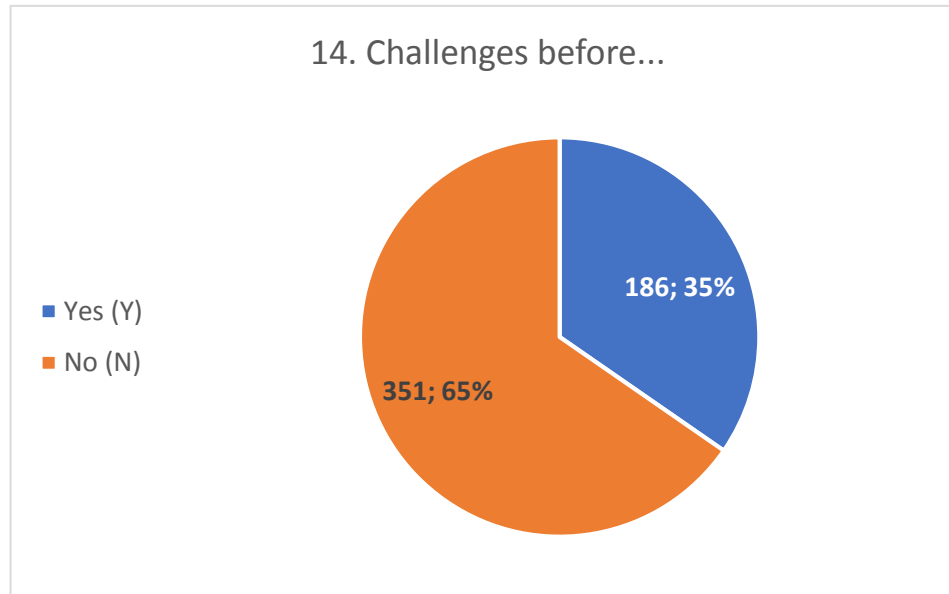


| Answer  | Count | Cases percentage |
|---|-------|------------------|
| There is a prestigious university                               | 119   | 22,16%           |
| The traineeship consolidated and complemented my work placement | 93    | 17,32%           |
| I wanted to improve my language skills                          | 298   | 55,49%           |
| I liked the country   | 343   | 63,87%           |
| My academic tutors recommended it to me                         | 81    | 15,08%           |
| My peers recommended it to me                                   | 107   | 19,93%           |
| I have family and/or friends in the country                     | 35    | 6,52%            |
| It was the only country available                               | 56    | 10,43%           |



**14. Did you encounter challenges before your Erasmus visit?**

| Answer  | Count | Percentage |
|---------|-------|------------|
| Yes (Y) | 186   | 34,64%     |
| No (N)  | 351   | 65,36%     |

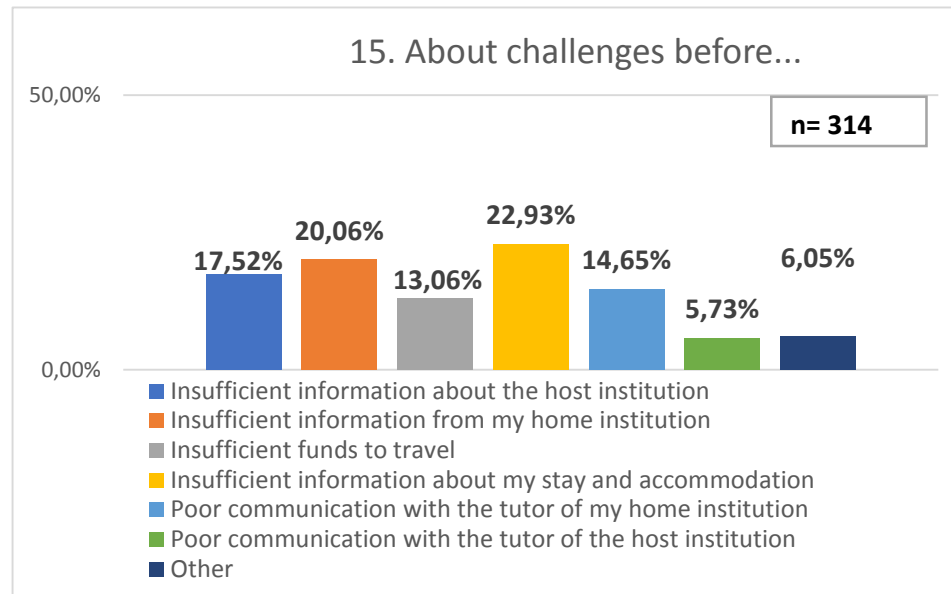


Only for Yes on Q. 14

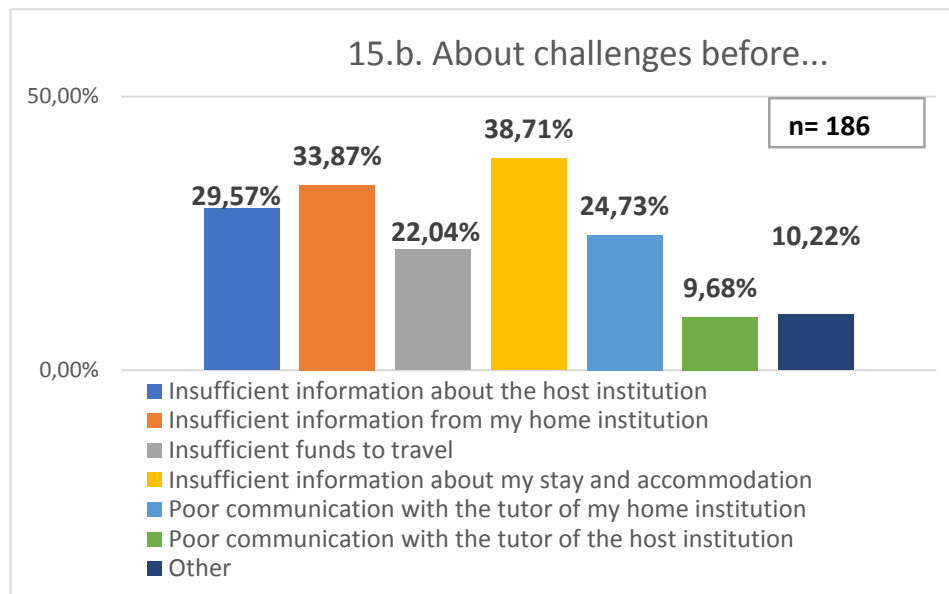
15. Indicate the challenges you encountered before your Erasmus visit

| Answer  | Count | Percentage |
|---|-------|------------|
| Insufficient information about the host institution       | 55    | 17,52%     |
| Insufficient information from my home institution         | 63    | 20,06%     |
| Insufficient funds to travel                              | 41    | 13,06%     |
| Insufficient information about my stay and accommodation  | 72    | 22,93%     |
| Poor communication with the tutor of my home institution  | 46    | 14,65%     |
| Poor communication with the tutor of the host institution | 18    | 5,73%      |
| Other   | 19    | 6,05%      |

Appendix  
1.15

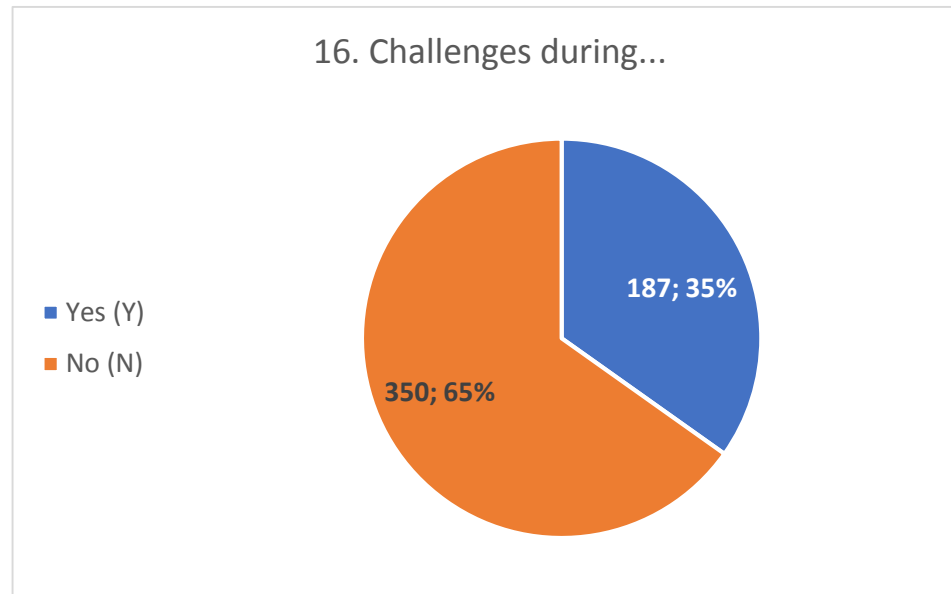


| Answer  | Count | Cases percentage |
|---|-------|------------------|
| Insufficient information about the host institution       | 55    | 29,57%           |
| Insufficient information from my home institution         | 63    | 33,87%           |
| Insufficient funds to travel                              | 41    | 22,04%           |
| Insufficient information about my stay and accommodation  | 72    | 38,71%           |
| Poor communication with the tutor of my home institution  | 46    | 24,73%           |
| Poor communication with the tutor of the host institution | 18    | 9,68%            |
| Other   | 19    | 10,22%           |



**16. Did you encounter challenges during your Erasmus visit?**

| Answer  | Count | Percentage |
|---------|-------|------------|
| Yes (Y) | 187   | 34,82%     |
| No (N)  | 350   | 65,18%     |

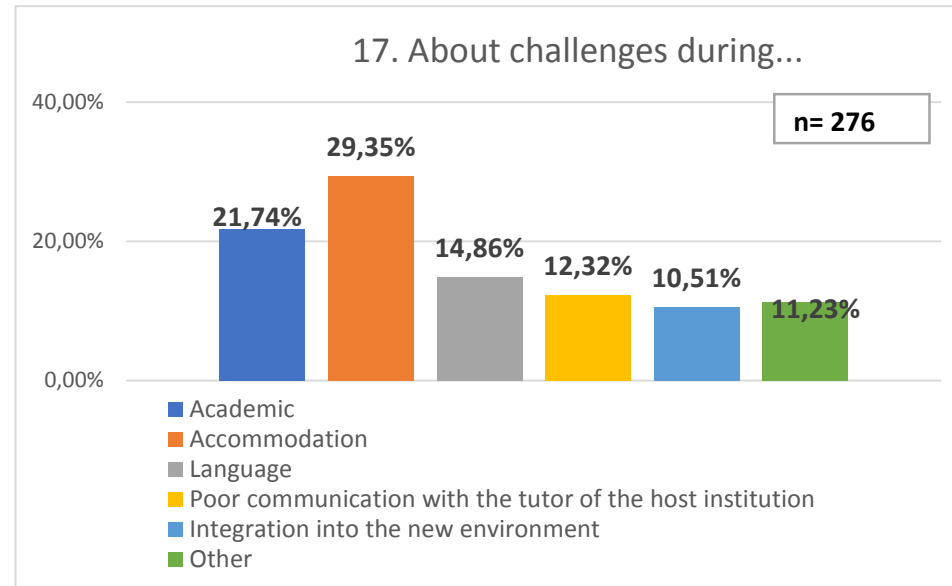


Only for Yes on Q16

17. Indicate the challenges you encountered during your Erasmus visit

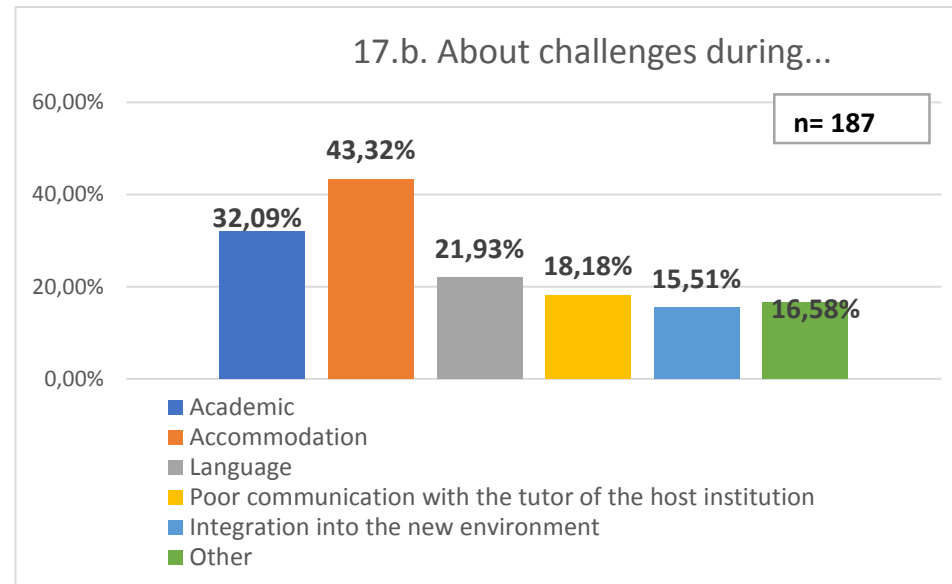
| Answer  | Count | Percentage |
|---|-------|------------|
| Academic  | 60    | 21,74%     |
| Accommodation   | 81    | 29,35%     |
| Language  | 41    | 14,86%     |
| Poor communication with the tutor of the host institution | 34    | 12,32%     |
| Integration into the new environment                      | 29    | 10,51%     |
| Other   | 31    | 11,23%     |

[Appendix 1.17](#)



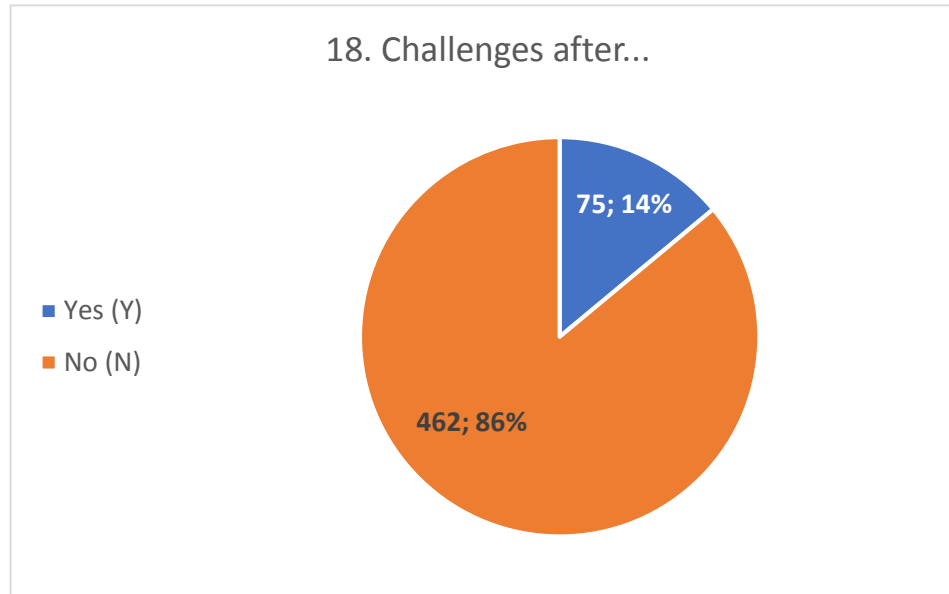


| Answer  | Count | Cases percentage |
|---|-------|------------------|
| Academic  | 60    | 32,09%           |
| Accommodation   | 81    | 43,32%           |
| Language  | 41    | 21,93%           |
| Poor communication with the tutor of the host institution | 34    | 18,18%           |
| Integration into the new environment                      | 29    | 15,51%           |
| Other   | 31    | 16,58%           |



**18. Did you encounter challenges after your Erasmus visit?**

| Answer  | Count | Percentage |
|---------|-------|------------|
| Yes (Y) | 75    | 13,97%     |
| No (N)  | 462   | 86,03%     |

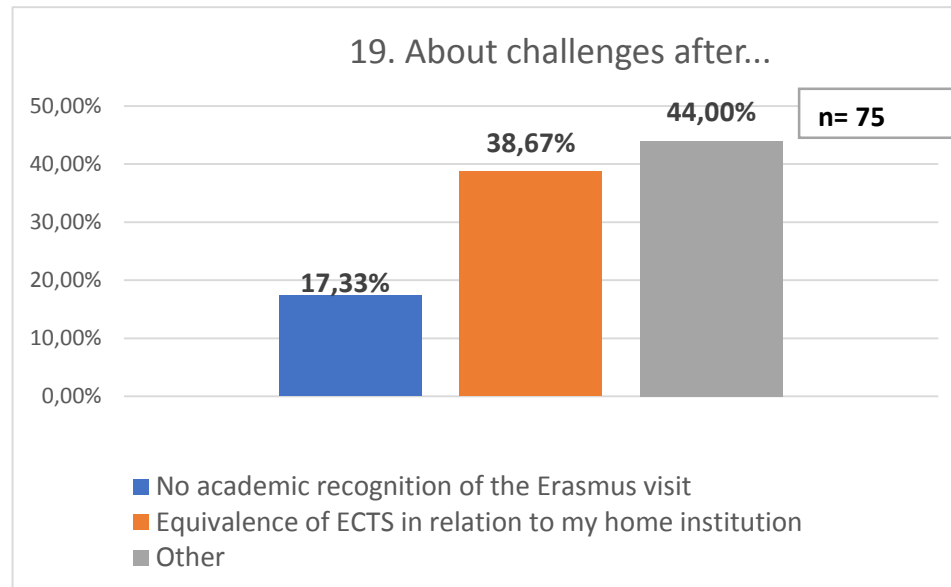


Only for Yes on Q18

**19. Indicate the challenges you encountered after your Erasmus visit**

| Answer   | Count | Percentage |
|--|-------|------------|
| No academic recognition of the Erasmus visit           | 13    | 17,33%     |
| Equivalence of ECTS in relation to my home institution | 29    | 38,67%     |
| Other  | 33    | 44,00%     |

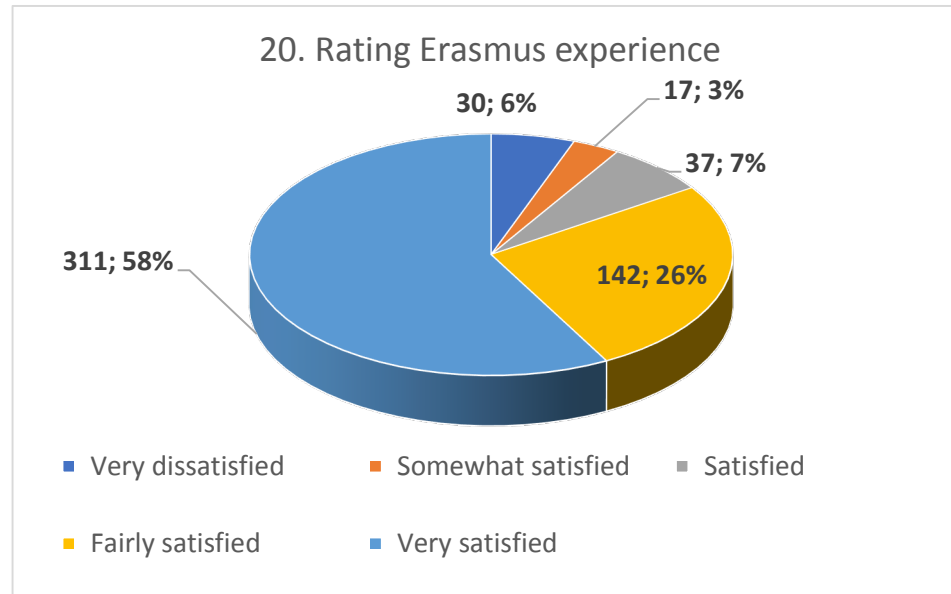
[Appendix 1.19](#)



Only for yes on Q9

20. On a scale of 1 to 5, rate your Erasmus experience

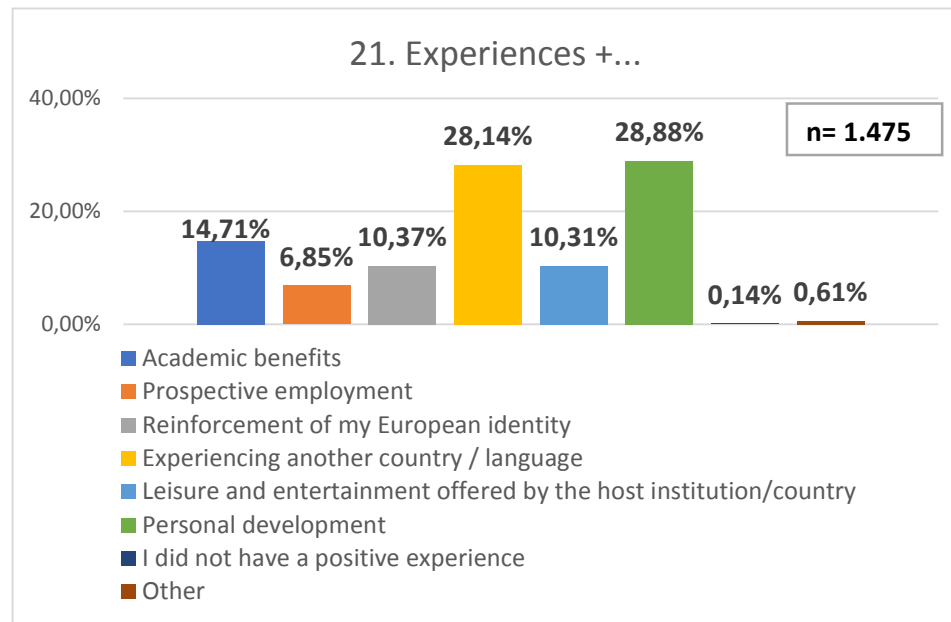
| Answer             | Count | Percentage |
|--------------------|-------|------------|
| Very dissatisfied  | 30    | 5,59%      |
| Somewhat satisfied | 17    | 3,17%      |
| Satisfied          | 37    | 6,89%      |
| Fairly satisfied   | 142   | 26,44%     |
| Very satisfied     | 311   | 57,91%     |



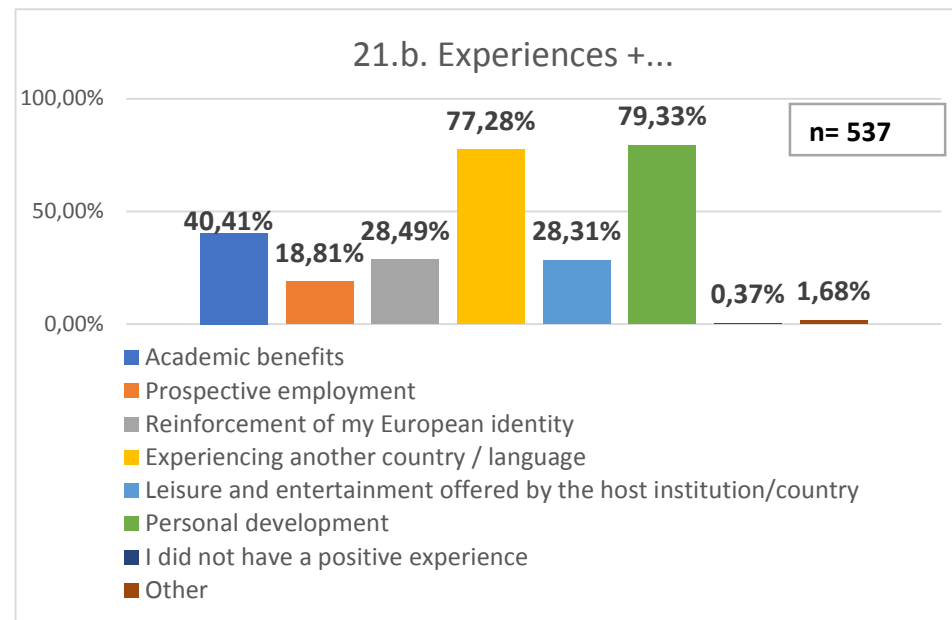
## 21. What are the most positive experiences of your Erasmus visit?

| Answer  | Count | Percentage |
|---|-------|------------|
| Academic benefits   | 217   | 14,71%     |
| Prospective employment  | 101   | 6,85%      |
| Reinforcement of my European identity                             | 153   | 10,37%     |
| Experiencing another country / language                           | 415   | 28,14%     |
| Leisure and entertainment offered by the host institution/country | 152   | 10,31%     |
| Personal development  | 426   | 28,88%     |
| I did not have a positive experience                              | 2     | 0,14%      |
| Other   | 9     | 0,61%      |

Appendix  
1.21

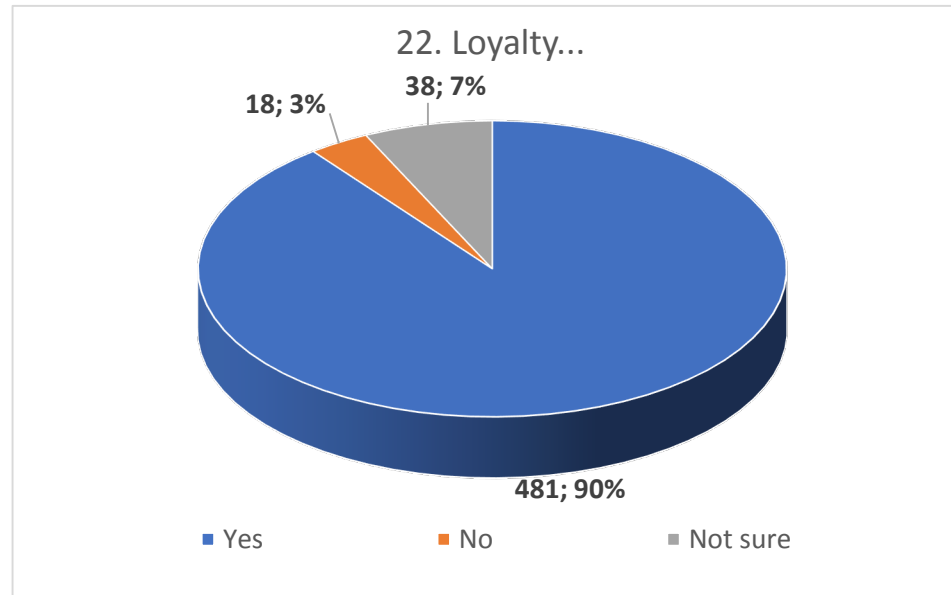


| Answer  | Count | Cases percentage |
|---|-------|------------------|
| Academic benefits   | 217   | 40,41%           |
| Prospective employment  | 101   | 18,81%           |
| Reinforcement of my European identity                             | 153   | 28,49%           |
| Experiencing another country / language                           | 415   | 77,28%           |
| Leisure and entertainment offered by the host institution/country | 152   | 28,31%           |
| Personal development  | 426   | 79,33%           |
| I did not have a positive experience                              | 2     | 0,37%            |
| Other   | 9     | 1,68%            |



## 22. Would you go on another Erasmus mobility programme again?

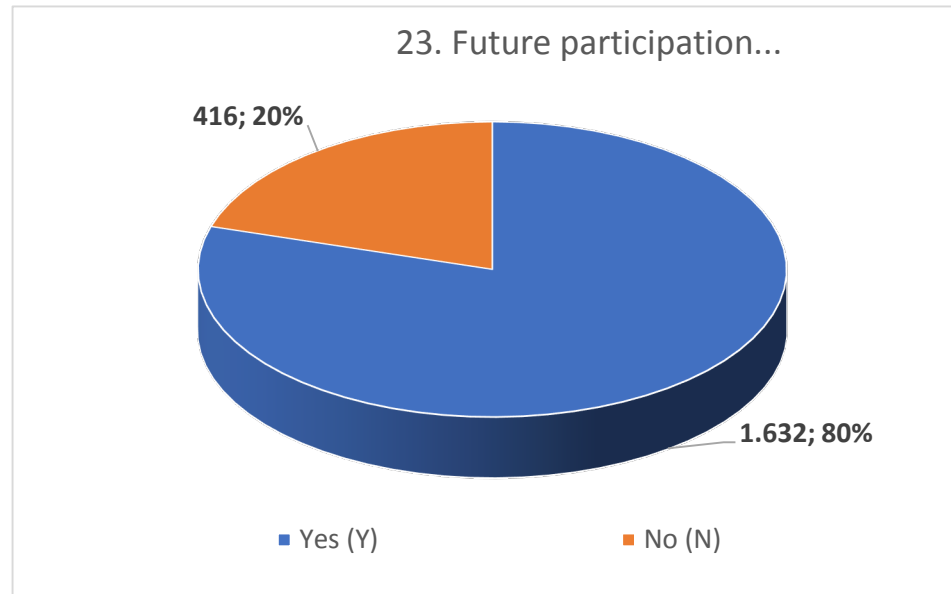
| Answer   | Count | Percentage |
|----------|-------|------------|
| Yes      | 481   | 89,57%     |
| No       | 18    | 3,35%      |
| Not sure | 38    | 7,08%      |



Only for NO en Q9

**23. Would you like to participate in an Erasmus Plus programme related to your studies or traineeship?**

| Answer  | Count | Percentage |
|---------|-------|------------|
| Yes (Y) | 1.632 | 79,69%     |
| No (N)  | 416   | 20,31%     |

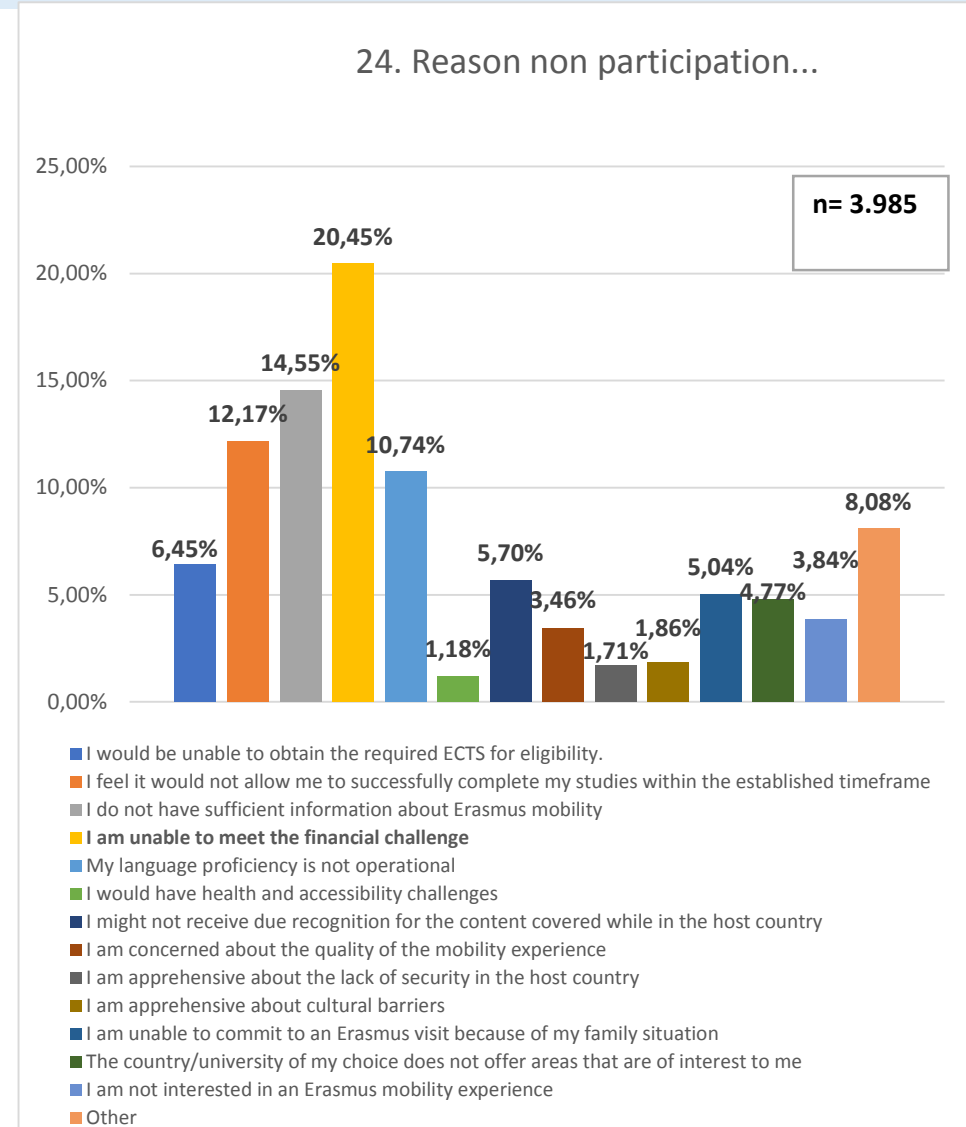




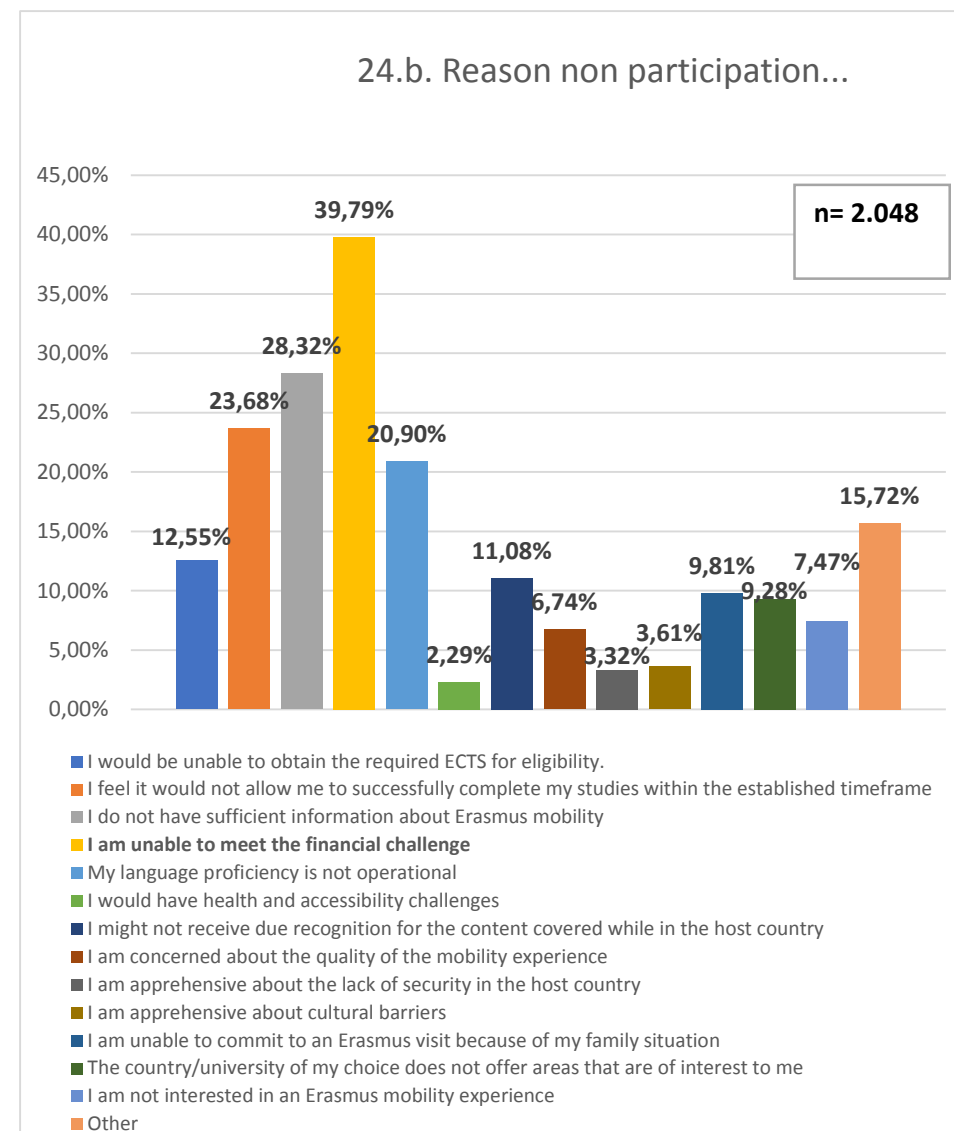
## 24. Why have you not participated in an Erasmus visit yet?

| Answer  | Count | Percentage |
|---|-------|------------|
| I would be unable to obtain the required ECTS for eligibility.                                    | 257   | 6,45%      |
| I feel it would not allow me to successfully complete my studies within the established timeframe | 485   | 12,17%     |
| I do not have sufficient information about Erasmus mobility                                       | 580   | 14,55%     |
| I am unable to meet the financial challenge   | 815   | 20,45%     |
| My language proficiency is not operational  | 428   | 10,74%     |
| I would have health and accessibility challenges  | 47    | 1,18%      |
| I might not receive due recognition for the content covered while in the host country             | 227   | 5,70%      |
| I am concerned about the quality of the mobility experience                                       | 138   | 3,46%      |
| I am apprehensive about the lack of security in the host country                                  | 68    | 1,71%      |
| I am apprehensive about cultural barriers   | 74    | 1,86%      |
| I am unable to commit to an Erasmus visit because of my family situation                          | 201   | 5,04%      |
| The country/university of my choice does not offer areas that are of interest to me               | 190   | 4,77%      |
| I am not interested in an Erasmus mobility experience   | 153   | 3,84%      |
| Other   | 322   | 8,08%      |

Appendix  
1.24

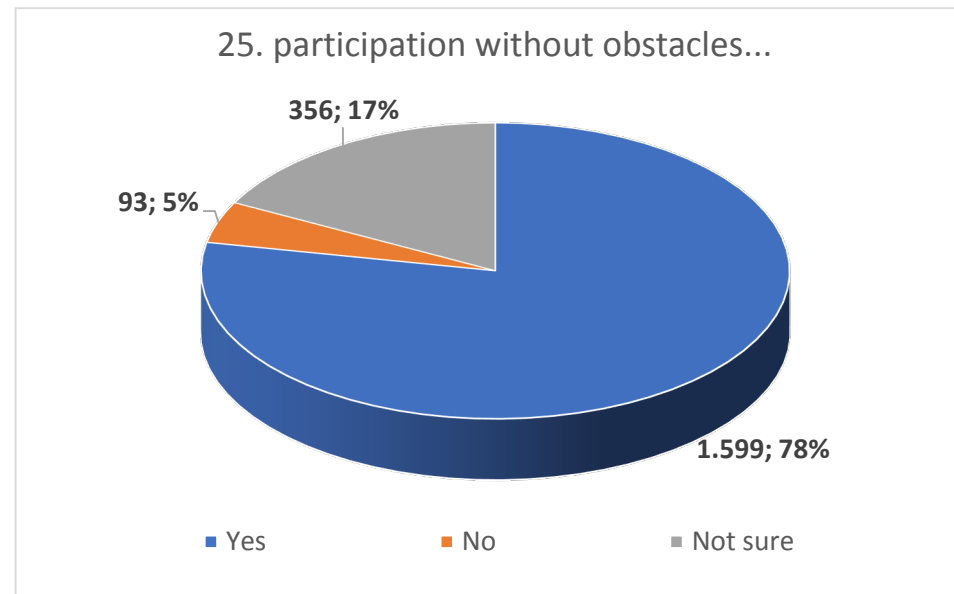


| Answer  | Count | Cases percentage |
|---|-------|------------------|
| I would be unable to obtain the required ECTS for eligibility.                                    | 257   | 12,55%           |
| I feel it would not allow me to successfully complete my studies within the established timeframe | 485   | 23,68%           |
| I do not have sufficient information about Erasmus mobility                                       | 580   | 28,32%           |
| I am unable to meet the financial challenge   | 815   | 39,79%           |
| My language proficiency is not operational  | 428   | 20,90%           |
| I would have health and accessibility challenges  | 47    | 2,29%            |
| I might not receive due recognition for the content covered while in the host country             | 227   | 11,08%           |
| I am concerned about the quality of the mobility experience                                       | 138   | 6,74%            |
| I am apprehensive about the lack of security in the host country                                  | 68    | 3,32%            |
| I am apprehensive about cultural barriers   | 74    | 3,61%            |
| I am unable to commit to an Erasmus visit because of my family situation                          | 201   | 9,81%            |
| The country/university of my choice does not offer areas that are of interest to me               | 190   | 9,28%            |
| I am not interested in an Erasmus mobility experience   | 153   | 7,47%            |
| Other   | 322   | 15,72%           |



**25. If the above-mentioned obstacles were to be removed, would you participate in the Erasmus mobility?**

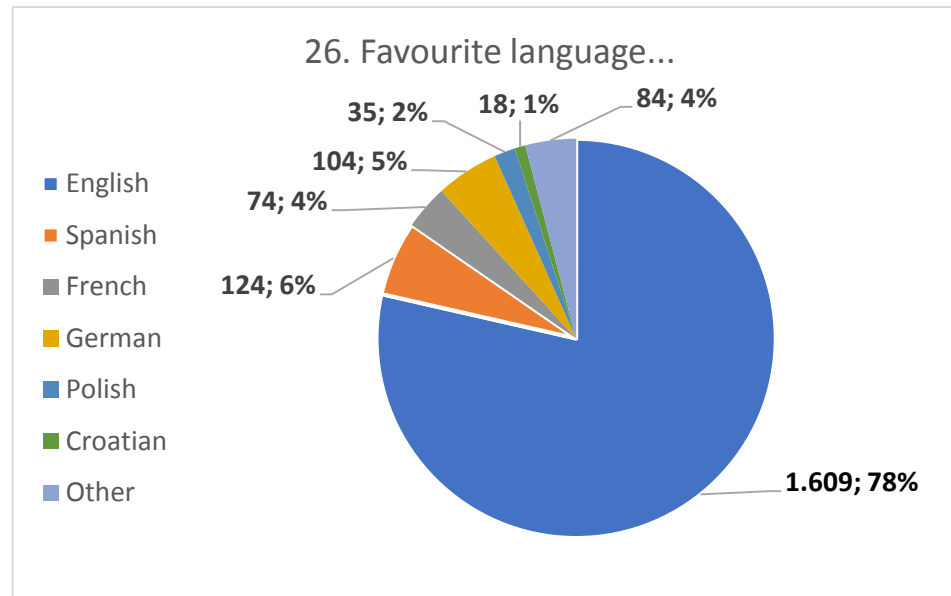
| Answer   | Count | Percentage |
|----------|-------|------------|
| Yes      | 1.599 | 78,08%     |
| No       | 93    | 4,54%      |
| Not sure | 356   | 17,38%     |



**26. Which European language would you choose to operate in if you went on an Erasmus visit?**

| Answer   | Count | Percentage |
|----------|-------|------------|
| English  | 1.609 | 78,56%     |
| Spanish  | 124   | 6,05%      |
| French   | 74    | 3,61%      |
| German   | 104   | 5,08%      |
| Polish   | 35    | 1,71%      |
| Croatian | 18    | 0,88%      |
| Other    | 84    | 4,10%      |

Appendix  
1.26



**27. The statements listed below are about the types of "internationalization at home" activities you could receive at your home university. Sort the statements in order of importance, 1 being most important and 4 being least important**

| Answer  | Count     | Percentage | Count     | Percentage | Count     | Percentage | Count     | Percentage |
|---|-----------|------------|-----------|------------|-----------|------------|-----------|------------|
|   | Ranking 1 | Ranking 1  | Ranking 2 | Ranking 2  | Ranking 3 | Ranking 3  | Ranking 4 | Ranking 4  |
| Language learning classes                                   | 703       | 34,33%     | 433       | 21,14%     | 359       | 17,53%     | 553       | 27,00%     |
| Bilingual learning of subjects relevant to my future career | 708       | 34,57%     | 597       | 29,15%     | 419       | 20,46%     | 324       | 15,82%     |
| Group work with students from other countries               | 409       | 19,97%     | 535       | 26,12%     | 572       | 27,93%     | 532       | 25,98%     |
| Input from foreign teaching staff during my studies         | 228       | 11,13%     | 483       | 23,58%     | 698       | 34,08%     | 639       | 31,20%     |

